


# LED Headlights – Model 8800 Evolution 2

## PRODUCT INFORMATION

<b>Description</b>	12-24V DOT/ECE LED High Beam Heated Headlight with Chrome Bezel
<b>Height</b>	107.19 mm / 4.22 in
<b>Width</b>	167.64 mm / 6.6 in
<b>Depth</b>	84.90 mm / 3.34 in
<b>Shape</b>	Rectangular
<b>Outer Lens Material</b>	Hardcoated Polycarbonate
<b>Outer Lens Color</b>	Clear
<b>Housing Material</b>	Die-Cast Aluminum
<b>Housing Color</b>	Black
<b>Bezel Color</b>	Chrome
<b>Mounting Type</b>	Low-Profile Panel Mount
<b>Retrofits</b>	1A1 and 2A1 (4" 1 6") sealed beams
<b>Minimum Operating Temperature</b>	-40 °C / -40 °F
<b>Maximum Operating Temperature</b>	65 °C / 149 °F
<b>Connector or Wiring</b>	H4 Connector - AMP (#172615-2)
<b>Mating Connector</b>	LH Terminal - AMP (#172795-1); RH Terminal - AMP (#172796-1)
<b>Shipping Weight</b>	2.30 lbs / 1.04 kgs



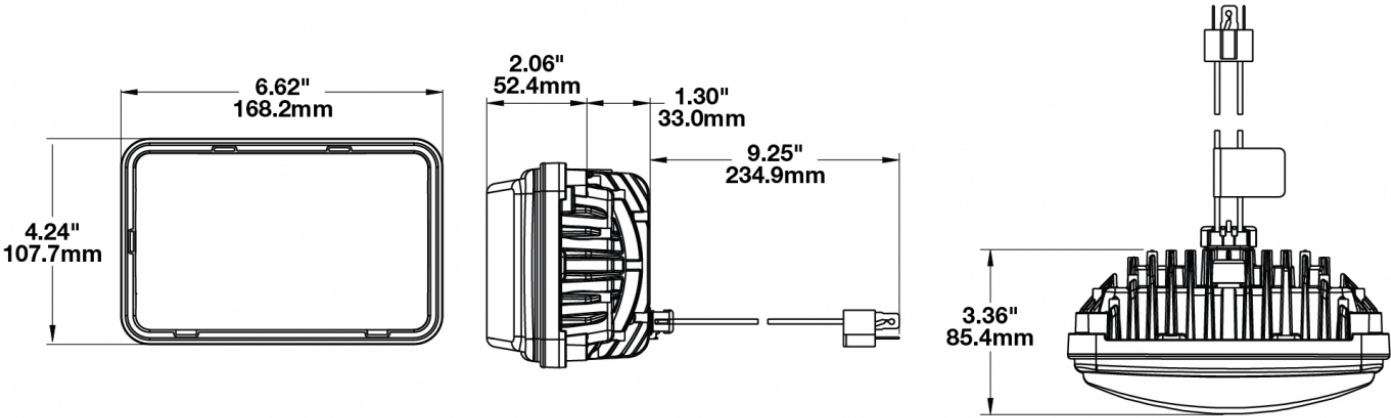
Print date: 2018-04-20

© 2018 J.W. Speaker Corporation • Germantown, WI U.S.A.  
www.jwspeaker.com • speaker@jwspeaker.com • 262.251.6660

**J.W. SPEAKER**   
Engineered. Lighting. Solutions.

# LED Headlights – Model 8800 Evolution 2

## PRODUCT DIMENSIONS



## ELECTRICAL SPECIFICATIONS

<b>Input Voltage</b>	12-24 V
<b>Operating Voltage</b>	9-32 V
<b>Red Wire</b>	High Beam
<b>Black Wire</b>	Ground
<b>Current Draw</b>	3.30A @ 12V 1.67A @ 24V

## REGULATORY STANDARDS COMPLIANCE



Buy America Standards  
Eco Friendly  
IEC IP69K

ECE Reg 112  
FMVSS 108 Table XVIII

Print date: 2018-04-20

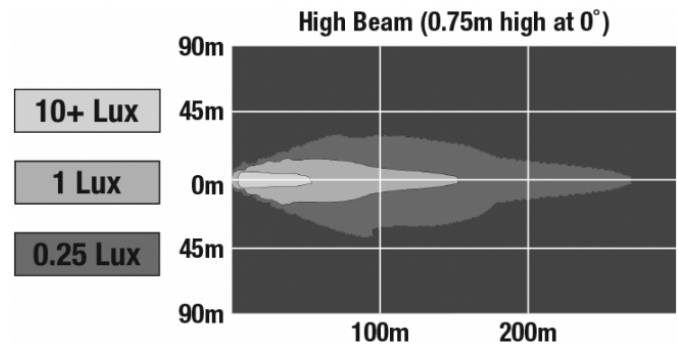
© 2018 J.W. Speaker Corporation • Germantown, WI U.S.A.  
www.jwspeaker.com • speaker@jwspeaker.com • 262.251.6660



# LED Headlights – Model 8800 Evolution 2

## PHOTOMETRIC SPECIFICATIONS

<b>Raw Lumen Output</b>	2,250
<b>Effective Lumen Output</b>	898
<b>Candela Output</b>	73,200
<b>Nominal LED Color Temperature</b>	5000 K
<b>Beam Pattern(s)</b>	Forward Lighting - High Beam (DOT/ECE)



## APPLICATIONS



## SMARTHEAT™ HEATING SYSTEM

The SmartHeat™ heating system senses ambient temperature and turns the integrated heating system in the lens on & off. This system actually clears ice & snow twice as fast as conventional halogen lamps.

### When does the heater turn on?

Heater turns on or off according to temperature changes and vehicle power:

- Heater will turn on when temperatures drop, generating enough heat to prevent ice build-up.
- Heater will turn on when powering up, de-icing the light as rapidly as possible.

### When does the heater turn off?

Heater will turn off when it senses temperatures increase and are above the high temperature threshold.

Learn more about this technology [here](#).

Print date: 2018-04-20

© 2018 J.W. Speaker Corporation • Germantown, WI U.S.A.  
www.jwspeaker.com • speaker@jwspeaker.com • 262.251.6660

# LED Headlights – Model 8800 Evolution 2

## ACCESSORIES

---



**Part Number**  
**3269601**

Low Beam Harness for  
8800 Evolution 2  
Series



**Part Number**  
**3269611**

High Beam Harness for  
8800 Evolution 2  
Series

## RELATED PRODUCTS

---



**Part Number**  
**0551371**

12-24V DOT/ECE LED  
RHT Low Beam  
Headlight with Chrome  
Bezel



**Part Number**  
**0551381**

12-24V DOT/ECE LED  
High Beam Headlight  
with Chrome Bezel



**Part Number**  
**0551391**

12-24V ECE LED LHT  
Low Beam Headlight  
with Chrome Bezel



**Part Number**  
**0551771**

12-24V DOT/ECE LED  
RHT Low Beam Heated  
Headlight with Chrome  
Bezel



**Part Number**  
**0552091**

12-24V ECE LED LHT  
Low Beam Heated  
Headlight with Chrome  
Bezel



**Part Number**  
**0552551**

12-24V DOT/ECE LED  
RHT Low Beam  
Headlight with Black  
Bezel



**Part Number**  
**0552561**

12-24V ECE LED LHT  
Low Beam Headlight  
with Black Bezel



**Part Number**  
**0552571**

12-24V DOT/ECE LED  
High Beam Headlight  
with Black Bezel

---

**Print date: 2018-04-20**

© 2018 J.W. Speaker Corporation • Germantown, WI U.S.A.  
www.jwspeaker.com • speaker@jwspeaker.com • 262.251.6660