


Model 8800 EVO-X Headlight

PRODUCT INFORMATION

Description	12-24V DOT/ECE LED RHT 5-in-1 Headlight with Chrome Bezel
Height	107.19 mm / 4.22 in
Width	167.64 mm / 6.6 in
Depth	86.57 mm / 3.41 in
Shape	Rectangular
Outer Lens Material	Hardcoated Polycarbonate
Outer Lens Color	Clear
Housing Material	Polycarbonate
Housing Color	Black
Bezel Color	Chrome
Retrofits	1A1 and 2A1 (4" x 6") Sealed Beams
Minimum Operating Temperature	-40 °C / -40 °F
Maximum Operating Temperature	65 °C / 149 °F
Connector or Wiring	Integrated 6-pin Deutsch
Mating Connector	Deutsch DT06-6S



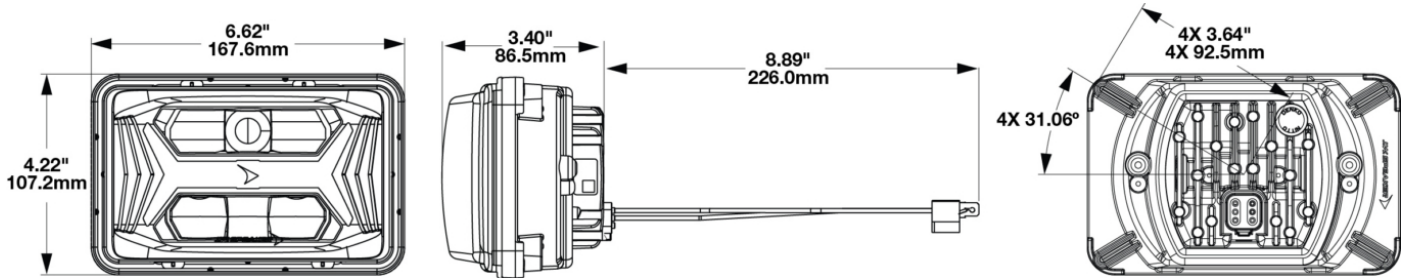
Print date: 2026-06-04

© 2026 J.W. Speaker Corporation • Germantown, WI U.S.A.
 www.jwspeaker.com • speaker@jwspeaker.com • 262.251.6660

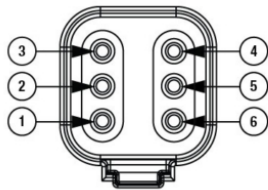
J.W. SPEAKER 
 Engineered. Lighting. Solutions.

Model 8800 EVO-X Headlight

PRODUCT DIMENSIONS



View: Back of Lamp
6-Pin Deutsch



PIN	FUNCTION
PIN 1	Front Position
PIN 2	Daytime Running Light
PIN 3	Direction Indicator*
PIN 4	Ground
PIN 5	Low Beam
PIN 6	High Beam

Note: Reference number on Deutsch Connector
*Direction Indicator (DI) is not DOT compliant

ELECTRICAL SPECIFICATIONS

Input Voltage	12-24V DC
Operating Voltage	9-32V DC
Current Draw	2.09A @ 12V DC (Low Beam) 1.14A @ 24V DC (Low Beam) 4.55A @ 12V DC (High Beam) 2.23A @ 24V DC (High Beam) 0.26A @ 12V DC (Front Position) 0.15A @ 24V DC (Front Position) 2.51A @ 12V DC (DRL) 1.28A @ 24V DC (DRL) 2.98A @ 12V DC (Direction Indicator) 1.53A @ 24V DC (Direction Indicator)

Print date: 2026-06-04

© 2026 J.W. Speaker Corporation • Germantown, WI U.S.A.
www.jwspeaker.com • speaker@jwspeaker.com • 262.251.6660

Model 8800 EVO-X Headlight

REGULATORY STANDARDS COMPLIANCE



ECE Reg 10	ECE Reg 148 - 1b
ECE Reg 148 - A	ECE Reg 148 - RL
ECE Reg 149 - C	ECE Reg 149 - HR
FMVSS 108 s10.1 (Table XIX)	FMVSS 108 s10.1 (Table XVIII)
FMVSS 108 s7.10	FMVSS 108 s7.8 (Table XIV)
IEC IP67	IEC IP69K
SAE J1383	SAE J2087
SAE J222	

Model 8800 EVO-X Headlight

PHOTOMETRIC SPECIFICATIONS

Raw Lumen Output	3,740 (High beam), 2,330 (Low Beam)
Effective Lumen Output	1,420 (High Beam), 740 (Low beam)
Candela Output	60,000
Nominal LED Color Temperature	5700 K
Beam Pattern(s)	Forward Lighting - Daytime Running Light Forward Lighting - High Beam (ECE) Forward Lighting - Low Beam (ECE Right Hand) Signalization - Front Position Signalization - Turn (Front)



Print date: 2026-06-04

© 2026 J.W. Speaker Corporation • Germantown, WI U.S.A.
www.jwspeaker.com • speaker@jwspeaker.com • 262.251.6660

Model 8800 EVO-X Headlight

APPLICATIONS




PRODUCT WARNINGS

For California residents:

⚠ **WARNING:** Cancer and reproductive harm - www.P65Warnings.ca.gov.

⚠ **AVERTISSEMENT:** Cancer et effet nocif sur la reproduction - www.P65Warnings.ca.gov.

ACCESSORIES



Part Number
3272541
High Beam/Low Beam
and Front Position H4
Harness



Part Number
3272551
High Beam and Low
Beam H4 Harness



Part Number
3272681
5-in-1 Flying Lead
Harness

Print date: 2026-06-04

© 2026 J.W. Speaker Corporation • Germantown, WI U.S.A.
www.jwspeaker.com • speaker@jwspeaker.com • 262.251.6660

Model 8800 EVO-X Headlight


RELATED PRODUCTS




Part Number
0562021
12-24V DOT/ECE LED
RHT Asymmetric Low
Beam Headlight with
Black Bezel



Part Number
0562031
12-24V DOT/ECE LED
RHT Asymmetric Low
Beam Headlight with
Chrome Bezel



Part Number
0562041
12-24V DOT/ECE LED
RHT Asymmetric Low
Beam Heated
Headlight with Black
Bezel



Part Number
0562051
12-24V DOT/ECE LED
RHT Asymmetric Low
Beam Heated
Headlight with Chrome
Bezel




Part Number
0562061
12-24V DOT/ECE LED
High Beam Headlight
with Black Bezel



Part Number
0562071
12-24V DOT/ECE LED
High Beam Headlight
with Chrome Bezel



Part Number
0562081
12-24V DOT LED High
Beam Heated
Headlight with Black
Bezel



Part Number
0562091
12-24V DOT LED High
Beam Heated
Headlight with Chrome
Bezel