

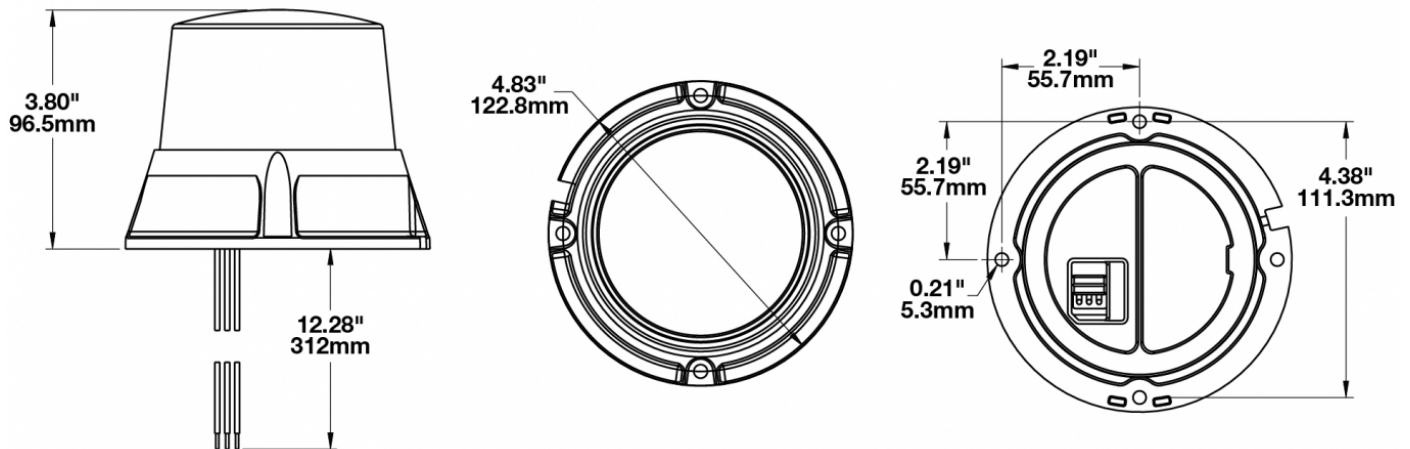
LED Strobe Lights - Model 406

PRODUCT INFORMATION

Description	12-80V LED Amber Class II Strobe Light
Height	96.52 mm / 3.8 in
Width	121.92 mm / 4.8 in
Depth	121.92 mm / 4.8 in
Shape	Round
Outer Lens Material	Polycarbonate
Outer Lens Color	Amber
Housing Material	Polycarbonate
Housing Color	Black
Mounting Hardware Description	(x4) #8-16 x 3/4 Screw
Minimum Operating Temperature	-40 °C / -40 °F
Maximum Operating Temperature	60 °C / 140 °F
Connector or Wiring	12" Leads



PRODUCT DIMENSIONS



Print date: 2017-06-24

© 2017 J.W. Speaker Corporation • Germantown, WI U.S.A.
 www.jwspeaker.com • speaker@jwspeaker.com • 262.251.6660


J.W. SPEAKER 
 Engineered. Lighting. Solutions.

LED Strobe Lights - Model 406

ELECTRICAL SPECIFICATIONS

Input Voltage	12-80V DC
Operating Voltage	9-110V DC
Red Wire	Positive
Black Wire	Negative
Yellow Wire	Mode
Current Draw	0.345A @ 12V DC 0.225A @ 24V DC 0.163A @ 36V DC 0.131A @ 48V DC 0.100A @ 72V DC

REGULATORY STANDARDS COMPLIANCE



Buy America Standards	CE Recognized
ECE Reg 10	Eco Friendly
IEC IP67	IEC IP69K
SAE J845	UL Recognized

PHOTOMETRIC SPECIFICATIONS

Candela Output	280
Beam Pattern(s)	Warning - Rotating Warning Warning - Strobe
Flash Rate 1	Beacon
Flash Rate 2	Quadruple 480
Flash Rate 3	Fast 540
Flash Rate 4	Double 240
Flash Rate 5	Burst 300
Flash Rate 6	Steady Flash 60

Print date: 2017-06-24

© 2017 J.W. Speaker Corporation • Germantown, WI U.S.A.
www.jwspeaker.com • speaker@jwspeaker.com • 262.251.6660

J.W. SPEAKER
Engineered. Lighting. Solutions.

LED Strobe Lights - Model 406

APPLICATIONS



ACCESSORIES




Part Number
0728301
Pipe Mount with Fold-Down Bracket for DIN Pole Mount



Part Number
0728311
Pipe Mount with L Bracket for DIN Pole Mount



Part Number
0728321
Pipe Mount with Straight Bracket for DIN Pole Mount



Part Number
0728331
Pipe Mount with Threaded Pipe Mount for DIN Pole Mount



Part Number
0728341
Pipe Mount with Weld-on Bracket for DIN Pole Mount



Part Number
8200213
DIN Pole Mount for 406 & 407 LED Strobe Lights

LED Strobe Lights - Model 406

RELATED PRODUCTS



Part Number
0646531
12-80V LED Blue Class
II Strobe Light



Part Number
0646541
12-80V LED Red Class
II Strobe Light



Part Number
0646731
12-80V LED Amber
Class II Strobe Light
with DIN Pole Mount



Part Number
0646881
12-80V LED Amber
Class II Strobe Light
with Magnet Mount &
Adapter