

XD

SERIES

LED WORKLIGHTS



J.W. SPEAKER
Engineered. Lighting. Solutions.

WHAT'S DIFFERENT

SUPERIOR VISIBILITY


Cutting-edge circuit design and state-of-the-art LEDs combine to offer a bright, white light that matches the color quality of the sun.

EXTREME DURABILITY

The XD Series worklights are more durable and impact-resistant than most other worklights, thanks to their innovative polycarbonate construction.

UNMATCHED LONGEVITY

XD Series worklights last 20x longer than HID and 50x longer than halogen!



MODEL 680 XD

ABOUT THE **XD** SERIES

THERMALLY-CONDUCTIVE

The XD worklights are made with a thermally-conductive polycarbonate housing, which dissipates the heat that would otherwise cause LEDs to dim, allowing them to function even in extreme heat.

LIGHTWEIGHT

The slimmer profile and polycarbonate housing means the XD Series worklights weigh less than die-cast-housed worklights.

CORROSION-RESISTANT

The polycarbonate housing and lens make the XD series impervious to corrosion and rust.

COMPACT

The XD Series worklights are innovatively designed to have a slimmer and more compact profile than their die-cast aluminum counterparts, meaning they can fit almost anywhere.



ABOUT THE XD SERIES



Model 670 XD - 4.5" Round (PAR36)

- 1,190 Raw Lumens; 860 Effective Lumens
- Polycarbonate Lens and Housing
- Flood, Spot and Trapezoid Beam Patterns
- Universal Pedestal Mount

Pattern	Voltage	Lens Material	Part #
Flood	12-24V DC	Polycarbonate	1403241
Spot	12-24V DC	Polycarbonate	1403261
Trapezoid	12-24V DC	Polycarbonate	1403251
Flood	12-110V DC	Polycarbonate	1403291
Spot	12-110V DC	Polycarbonate	1403281
Trapezoid	12-110V DC	Polycarbonate	1403271



Model 680 XD - 5.75" Round (PAR46)

- 1,880 Raw Lumens; 1,170 Effective Lumens
- Polycarbonate Lens and Housing
- Flood, Spot and Trapezoid Beam Patterns
- Universal Pedestal Mount


Pattern	Voltage	Lens Material	Part #
Flood	12-24V DC	Polycarbonate	1501641
Spot	12-24V DC	Polycarbonate	1501661
Trapezoid	12-24V DC	Polycarbonate	1501651



Model 770 XD - 3" x 5" Oval

- 900 Raw Lumens; 700 Effective Lumens
- Polycarbonate Lens and Housing
- Flood, Spot and Trapezoid Beam Patterns
- Universal Pedestal Mount

Pattern	Voltage	Lens Material	Part #
Flood	12V DC	Polycarbonate	1706041
Spot	12V DC	Polycarbonate	1706321
Trapezoid	12V DC	Polycarbonate	1706051
Flood	12-48V DC	Polycarbonate	1706241
Spot	12-48V DC	Polycarbonate	1706261
Trapezoid	12-48V DC	Polycarbonate	1706251



Model 771 XD - 3" x 5" Vertical Oval

- 900 Raw Lumens; 700 Effective Lumens
- Polycarbonate Lens and Housing
- Flood, Vertical Flood, and Spot Beam Patterns
- Universal Pedestal Mount

Pattern	Voltage	Lens Material	Part #
Flood	12-48V DC	Polycarbonate	1705911
Spot	12-48V DC	Polycarbonate	1706191
Vertical Flood	12-48V DC	Polycarbonate	1706171



Model 774 XD - 3" x 5" Oval

- 600 Raw Lumens; 400 Effective Lumens
- Polycarbonate Lens and Housing
- Left or Right Hand Spot Pattern with Amber Turn Signal
- Universal Pedestal Mount

Pattern	Voltage	Lens Material	Part #
Left Hand Spot	12-48V DC	Polycarbonate	1706742
Right Hand Spot	12-48V DC	Polycarbonate	1706752



Model 775 XD - 3" x 5" Oval

- 660 Raw Lumens; 440 Effective Lumens
- Polycarbonate Lens and Housing
- Spot Beam Pattern with Amber Turn Signal
- Universal Pedestal Mount

Pattern	Voltage	Lens Material	Part #
Spot	12-48V DC	Polycarbonate	1706301



Model 776 XD - 3" x 5" Vertical Oval

- 1,580 Raw Lumens; 280 (Top Beam)/400 (Bottom Beam)/ 680 (Dual Beam) Effective Lumens
- Polycarbonate Lens and Housing
- Dual Beam Pattern with Universal Pedestal Mount

Pattern	Voltage	Lens Material	Part #
Dual Beam ¹	12-24V DC	Polycarbonate	1706331
Dual Beam ²	12-24V DC	Polycarbonate	1706341

¹Bare Leads; ²3-Pin Deutsch Connector (DT04-3P)



Model 778 XD - 3" x 5" Oval

- 900 Raw Lumens; 580 Effective Lumens
- Polycarbonate Lens and Housing
- SAE J593 Compliant Spot Beam Pattern
- Universal Pedestal Mount

Pattern	Voltage	Lens Material	Part #
Spot	12-48V DC	Polycarbonate	1706721



Model 783 XD - 2" x 6" Rectangle

- 675 Raw Lumens; 485 Effective Lumens
- Polycarbonate Lens and Housing
- Flood and Vertical Flood Beam Patterns
- Universal Pedestal Mount

Pattern	Voltage	Lens Material	Part #
Flood	12-48V DC	Polycarbonate	1603391
Vertical Flood	12-48V DC	Polycarbonate	1603451



Model 840 XD - 4" Square

- 1,080 Raw Lumens; 780 Effective Lumens
- Polycarbonate Lens and Housing
- Flood, Vertical Flood (Left or Right Hand), Spot, and Trapezoid Beam Patterns with Universal Pedestal Mount


Pattern	Voltage	Lens Material	Part #
Flood	12-24V DC	Polycarbonate	1300001
Spot	12-24V DC	Polycarbonate	1300021
Trapezoid	12-24V DC	Polycarbonate	1300011
VF-Left Hand	12-48V DC	Polycarbonate	1300301
VF-Right Hand	12-48V DC	Polycarbonate	1300311
Flood	12-110V DC	Polycarbonate	1300091
Spot	12-110V DC	Polycarbonate	1300101
Trapezoid	12-110V DC	Polycarbonate	1300031



Model 880 XD - 3" x 5" Rectangle

- 1,780 Raw Lumens; 920 Effective Lumens
- Polycarbonate Lens and Housing
- Flood, Spot and Trapezoid Beam Patterns
- Universal Pedestal Mount

Pattern	Voltage	Lens Material	Part #
Flood	12-24V DC	Polycarbonate	1603261
Spot	12-24V DC	Polycarbonate	1603241
Spot w/ Switch	12-24V DC	Polycarbonate	1603311
Trapezoid	12-24V DC	Polycarbonate	1603251



Model 881 XD - 3" x 5" Vertical Rectangle

- 1,780 Raw Lumens; 920 Effective Lumens
- Polycarbonate Lens and Housing
- Flood, Spot and Trapezoid Beam Patterns
- Universal Pedestal Mount

Pattern	Voltage	Lens Material	Part #
Flood	12-24V DC	Polycarbonate	1603291
Spot	12-24V DC	Polycarbonate	1603271
Trapezoid	12-24V DC	Polycarbonate	1603281



Model 7250 XD - 5" x 7" Oval

- 3,150 Raw Lumens; 1,500 Effective Lumens
- Polycarbonate Lens and Housing
- Flood, Spot and Trapezoid Beam Patterns
- Universal Pedestal Mount


Pattern	Voltage	Lens Material	Part #
Flood	12-24V DC	Polycarbonate	1801521
Spot	12-24V DC	Polycarbonate	1801501
Trapezoid	12-24V DC	Polycarbonate	1801511



Model 8625 XD - 5.75" Round (PAR46)

- 1,700 Raw Lumens; 1,060 Effective Lumens
- Polycarbonate Lens and Housing
- Spot Beam Pattern
- Panel Mount

Pattern	Voltage	Lens Material	Part #
Spot	12-24V DC	Polycarbonate	1501671



EXTREMELY DURABLE

You work hard, and you need worklights that can keep up with you. That's why J.W. Speaker has created the XD Series LED worklights. In keeping with our promise for superior visibility, extreme durability, and unmatched longevity, the XD Series LED worklights are designed with a sleek, lightweight, and compact polycarbonate housing to be cost-effective and durable, while still packing a powerful punch.

TORTURE TESTED

Check out our XD Series Torture Test video where we put the XD Series through a gauntlet of extreme abuse. Simply scan the QR code to the right, or visit our YouTube channel (JWSpeakerCorporation) to see these torture tests for yourself!



J.W. Speaker Corporation is located in Germantown, Wisconsin, and is proud to provide its customers with quality vehicle lighting solutions that are designed, manufactured, and assembled in the United States of America.