




You will need to order 3 parts: a Converter Box, an AC Input Harness, and a DC Output Harness.

Follow the steps below:



Step 1. Select 1 Converter Box

Description	Part #	
<input type="checkbox"/> 24V 35W AC/DC Converter Box	0842291 (Model 6404)	
<input type="checkbox"/> 24V 150W AC/DC Converter Box	0842301 (Model 6406)	
<input type="checkbox"/> 24V 240W AC/DC Converter Box	0842311 (Model 6406)	

Step 2. Select 1 AC Input Harness

<input type="checkbox"/> 3M with Bare Wires	3269651	
<input type="checkbox"/> 10M with Bare Wires	3269661	

Step 3. Select 1 DC Output Harness

<input type="checkbox"/> 1M with 2-pin iCONN Connector	3269371	
<input type="checkbox"/> 3M with 2-pin iCONN Connector	3269671	
<input type="checkbox"/> 3M with Bare Wires and DC Terminal Kit Kit Includes: Deutsch, Packard and Butt Slice connector	3269681	