




MODEL 215

FRONT POSITION & DIRECTION INDICATOR LIGHT

Stay Safe, Stay Visible

Engineered for versatility, the Model 215 LED Front Position & Direction Indicator Light combines efficiency, durability, and a compact design. Measuring just 1.6" x 5", this signal light integrates effortlessly onto vehicles, providing bright directional and position lighting in one streamlined unit. Its slim profile ensures easy mounting in tight spaces, making it ideal for agricultural, construction, and other on-road industrial applications where reliability and space-saving design are essential.



MODEL
215



J.W. SPEAKER
Engineered. Lighting. Solutions.

Model 215 is available at your authorized J.W. Speaker dealer.
For more information & technical specifications, go to www.jwspeaker.com

MODEL 215

TOUGH AND RELIABLE

From agricultural fields to construction worksites, the Model 215 offers superior signaling to keep you safe and compliant on or off the road.




Signal with Confidence

The Model 215 is designed to meet the rigorous demands of modern industrial and agricultural operations. Its compact construction offers outstanding performance in harsh conditions, backed by high ingress protection ratings of IP67 and IP69K. Whether facing dust, mud, or extreme weather, the Model 215 maintains reliable and functional.

Compliant with both SAE and ECE regulations, it meets international standards for front position and directional indicator lighting, ensuring legal road use in a wide range of markets. The Model 215 also includes ISO 13207 outage detection, allowing for enhanced compatibility with various vehicle systems, offering added integration benefits beyond standard regulatory requirements.



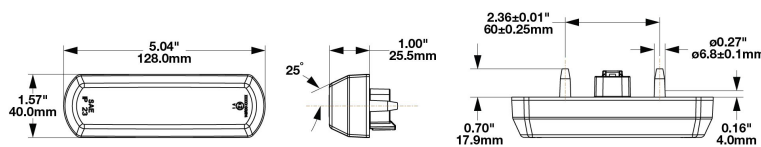
FRONT POSITION



DIRECTION INDICATOR

Key Specifications:

- Front Position & Directional Indicator Functions
- Lightweight, Compact, & Efficient
- Meets SAE & FMVSS 108
- ECE Reg 148 Compliment
- Durable Polycarbonate Hardcoated Lens
- Rated IP67 & IP69K
- ISO 13207 Outage Detection



Model 215 LED Front Position & Direction Indicator

Part No.	Description
0348251	12V ECE/SAE LED Front Position & Direction Indicator
0348451	24V ECE/SAE LED Front Position & Direction Indicator
0348252	12V ECE/SAE LED Front Position & Direction Indicator (BULK)
0348452	24V ECE/SAE LED Front Position & Direction Indicator (BULK)

⚠ WARNING: Cancer and Reproductive Harm - www.P65Warnings.ca.gov
 ⚠ AVERTISSEMENT: Cancer et effet nocif sur la reproduction - www.P65Warnings.ca.gov



Model 215 Accessories

Part No.	Description
3270601	Wire Harness, 12" 18GA w/ DT06-3S
5430452	1/4"-20 Self Threading Nut, 7/16" Drive (BULK)

J.W. Speaker Global Headquarters

N120 W19434 Freistadt Road
 PO Box 1011, Germantown, Wisconsin 53022 USA
speaker@jwspeaker.com

J.W. SPEAKER®
 Engineered. Lighting. Solutions.