

Oval LED Work Light - Model 7251 XD

PRODUCT INFORMATION

Description	12-24V LED Work Light with Spot Beam Pattern & Panel Mount
Height	152.40 mm / 6 in
Width	170.18 mm / 6.7 in
Depth	68.58 mm / 2.7 in
Shape	Oval
Outer Lens Material	Polycarbonate
Outer Lens Color	Clear
Housing Material	Polycarbonate
Housing Color	Black
Bezel Color	N/A
Mounting Hardware Description	(x1) 3/8-16 x 1.5" Stainless Steel Hex Head Bolt
Minimum Operating Temperature	-40 °C / -40 °F
Maximum Operating Temperature	65 °C / 149 °F
Connector or Wiring	Deutsch DT04-2P
Mating Connector	Deutsch DT06-2S
Shipping Weight	2.50 lbs / 1.13 kgs

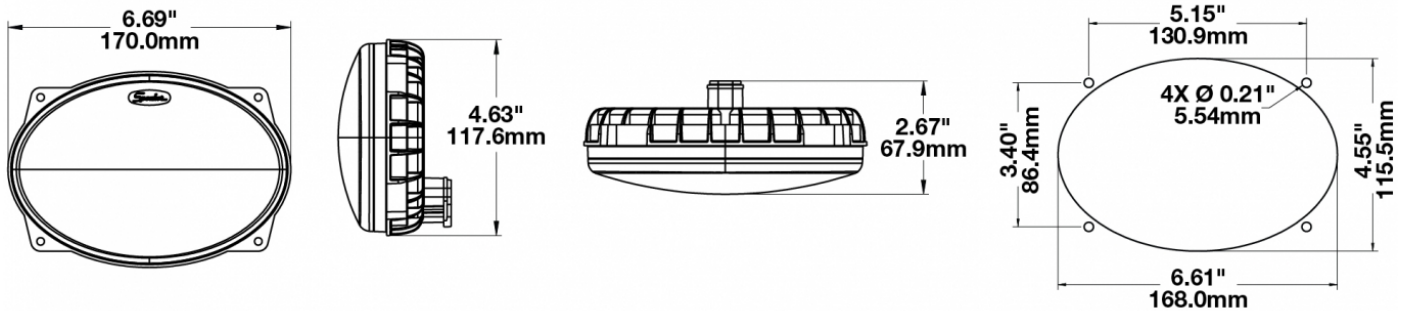


Print date: 2017-10-21

© 2017 J.W. Speaker Corporation • Germantown, WI U.S.A.
www.jwspeaker.com • speaker@jwspeaker.com • 262.251.6660

Oval LED Work Light - Model 7251 XD

PRODUCT DIMENSIONS



ELECTRICAL SPECIFICATIONS

Input Voltage	12-24V DC
Operating Voltage	10-32V DC
Black Wire	Ground
Red Wire	Power
Current Draw	1.60A @ 12V DC 0.90A @ 24V DC

REGULATORY STANDARDS COMPLIANCE



Buy America Standards
CISPR 22
IEC IP69K
UL Recognized

CISPR 12
Eco Friendly
SAE J1113-13

Print date: 2017-10-21

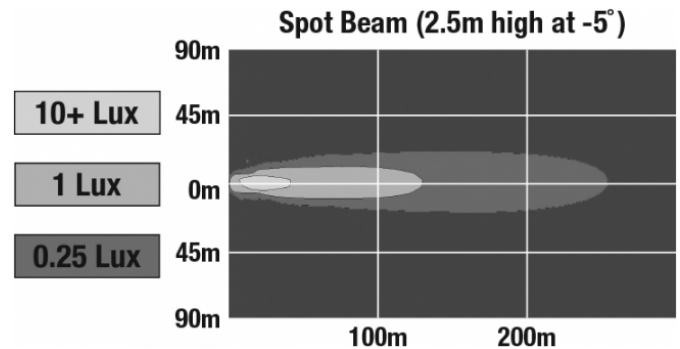
© 2017 J.W. Speaker Corporation • Germantown, WI U.S.A.
www.jwspeaker.com • speaker@jwspeaker.com • 262.251.6660

J.W. SPEAKER
Engineered. Lighting. Solutions.

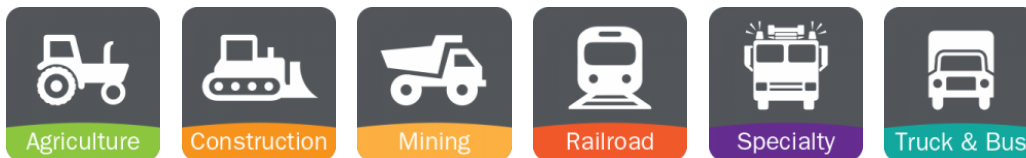
Oval LED Work Light - Model 7251 XD

PHOTOMETRIC SPECIFICATIONS

Raw Lumen Output	3,150
Effective Lumen Output	1,500
Nominal LED Color Temperature	5000 K
Beam Pattern(s)	Forward Lighting - Spot



APPLICATIONS



RELATED PRODUCTS



Part Number
1801541

12-24V LED Work Light
with Trapezoid Beam
Pattern & Panel Mount

Part Number
1801551

12-24V LED Work Light
with Flood Beam
Pattern & Panel Mount

Print date: 2017-10-21

© 2017 J.W. Speaker Corporation • Germantown, WI U.S.A.
www.jwspeaker.com • speaker@jwspeaker.com • 262.251.6660