

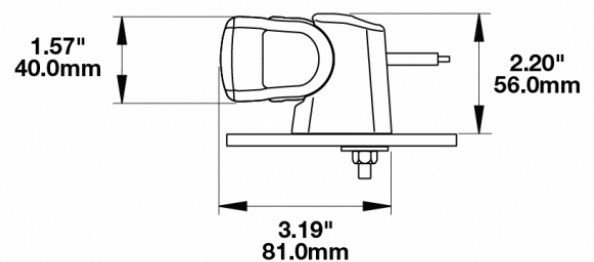
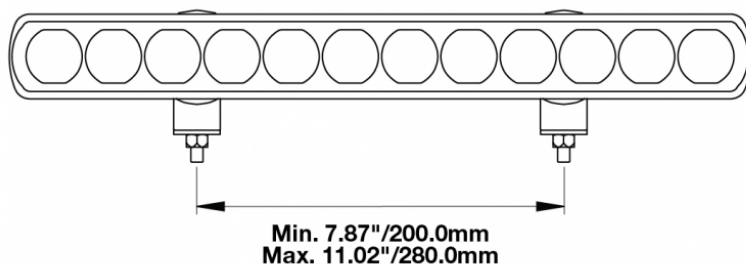
# LED Light Bars - Model TS1000

## PRODUCT INFORMATION

<b>Description</b>	12-24V LED 14" Light Bar with Flood Beam
<b>Height</b>	40.00 mm / 1.57 in
<b>Width</b>	350.00 mm / 13.78 in
<b>Depth</b>	54.00 mm / 2.13 in
<b>Shape</b>	Rectangular
<b>Outer Lens Material</b>	Nylon
<b>Outer Lens Color</b>	Clear
<b>Housing Material</b>	TC PA6
<b>Housing Color</b>	Black
<b>Mounting Hardware Description</b>	(x2) M6-1 x Adjustable snap brackets
<b>Connector or Wiring</b>	Bare Leads, 2.5m Jacketed Cable
<b>Product Weight</b>	1.25 lbs / 0.57 kgs
<b>Shipping Weight</b>	1.60 lbs / 0.73 kgs
<b>Additional Information</b>	Light bars come with standard C bracket for fixed aiming. Additional Bracket Kits are available for adjustable aiming.



## PRODUCT DIMENSIONS



Print date: 2017-10-22

© 2017 J.W. Speaker Corporation • Germantown, WI U.S.A.  
www.jwspeaker.com • speaker@jwspeaker.com • 262.251.6660

**J.W. SPEAKER**  
Engineered. Lighting. Solutions.

# LED Light Bars - Model TS1000

## ELECTRICAL SPECIFICATIONS

---

<b>Input Voltage</b>	12-24V DC
<b>Operating Voltage</b>	9-33V DC
<b>Red Wire</b>	Flood Beam
<b>Brown Wire</b>	Position Light
<b>White Wire</b>	Ground
<b>Current Draw</b>	2.08A @ 12V DC (Flood Beam) 0.42A @ 12V DC (Position Light)

## REGULATORY STANDARDS COMPLIANCE

---



IEC IP67

Tested to ECE Reg. 10  
(Radiated Emissions only)

IEC IP69K

---

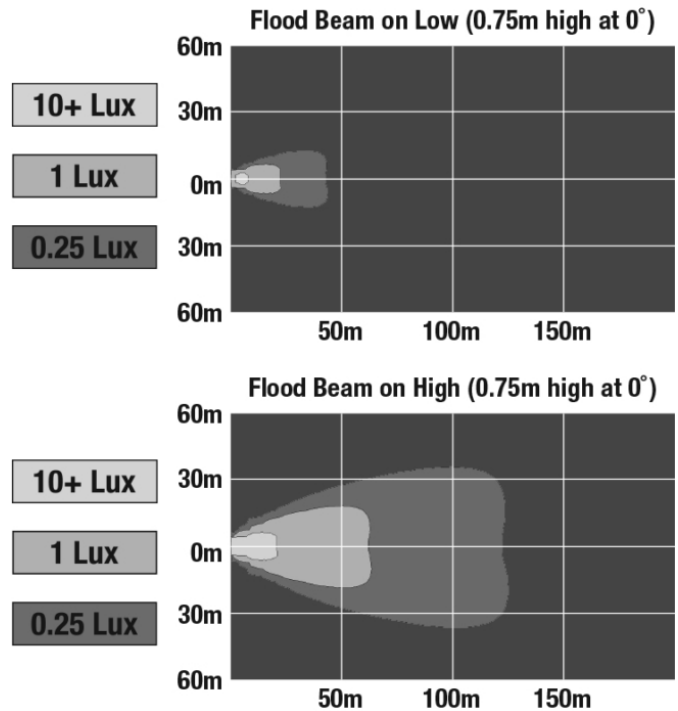
**Print date: 2017-10-22**

© 2017 J.W. Speaker Corporation • Germantown, WI U.S.A.  
www.jwspeaker.com • speaker@jwspeaker.com • 262.251.6660

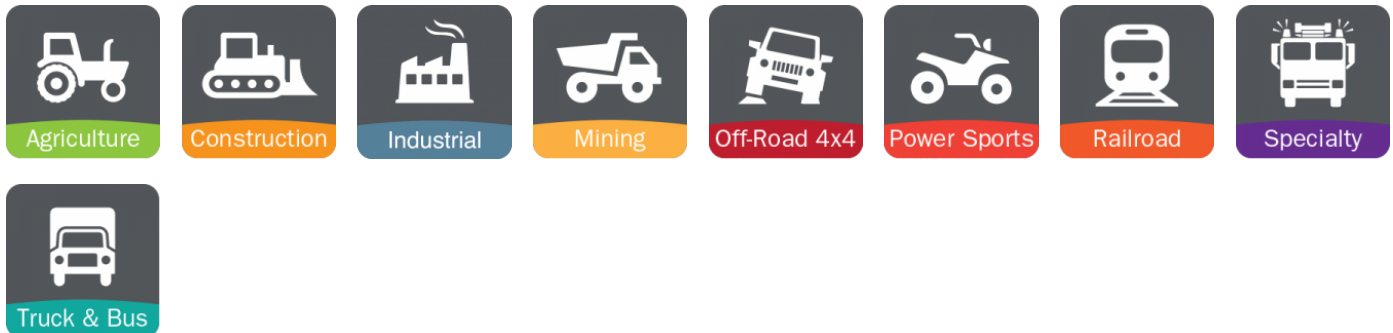
# LED Light Bars - Model TS1000

## PHOTOMETRIC SPECIFICATIONS

<b>Effective Lumen Output</b>	2,200 (Flood Beam)
<b>Candela Output</b>	6,000
<b>Nominal LED Color Temperature</b>	5500 K
<b>Beam Pattern(s)</b>	Forward Lighting - Flood (Standard)



## APPLICATIONS



Print date: 2017-10-22

© 2017 J.W. Speaker Corporation • Germantown, WI U.S.A.  
[www.jwspeaker.com](http://www.jwspeaker.com) • [speaker@jwspeaker.com](mailto:speaker@jwspeaker.com) • 262.251.6660

# LED Light Bars - Model TS1000

## ACCESSORIES

---



**Part Number**  
**8200271**

Single End Bracket Kit for Model TS1000 Light Bars



**Part Number**  
**8200281**

Double End Bracket Kit for Model TS1000 Light Bars



**Part Number**  
**8200291**

Replacement End Bracket for Model TS1000 Light Bars



**Part Number**  
**8200301**

Replacement C Bracket for Model TS1000 Light Bars

## RELATED PRODUCTS

---



**Part Number**  
**0552881**

12-24V LED 14" Light Bar with High Beam



**Part Number**  
**0552891**

12-24V LED 14" Light Bar with Pencil Beam



**Part Number**  
**0552901**

12-24V LED 14" Light Bar with Wide Flood Beam