


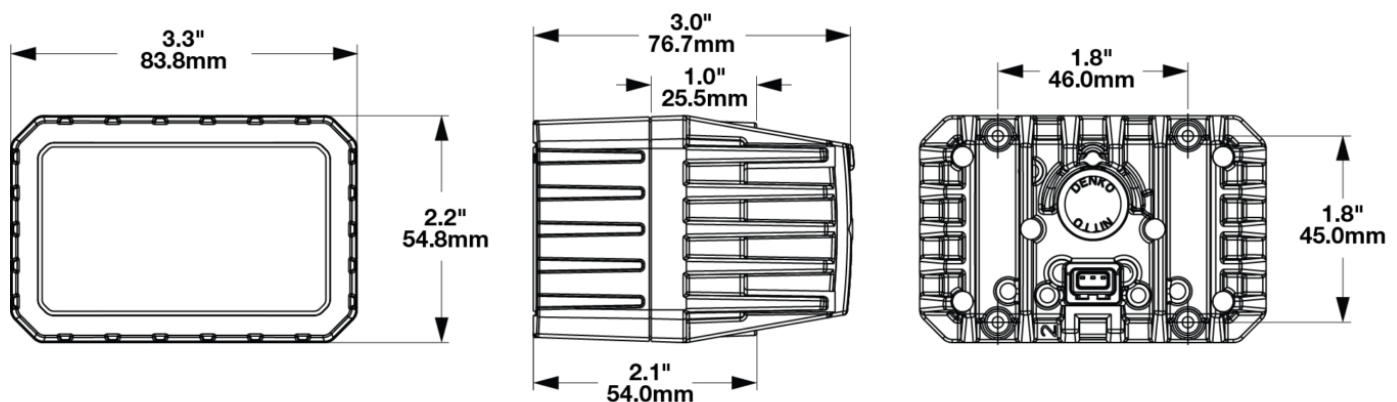
LED Mosaic Modular Lighting System - Model 92

PRODUCT INFORMATION

Description	12V LED DOT/ECE High Beam & Front Position Headlight
Height	54.80 mm / 2.16 in
Width	83.80 mm / 3.3 in
Depth	76.70 mm / 3.02 in
Shape	Rectangular
Outer Lens Material	Polycarbonate
Outer Lens Color	Clear
Housing Material	Die-Cast Aluminum
Housing Color	Black
Bezel Color	n/a
Minimum Operating Temperature	-40 °C / -40 °F
Maximum Operating Temperature	65 °C / 149 °F
Mating Connector	JAЕ MX19A003S51 3 POS
Product Weight	0.55 lbs / 0.25 kgs
Shipping Weight	9.39 lbs / 4.26 kgs



PRODUCT DIMENSIONS



Print date: 2024-05-09

© 2024 J.W. Speaker Corporation • Germantown, WI U.S.A.
www.jwspeaker.com • speaker@jwspeaker.com • 262.251.6660

J.W. SPEAKER
 Engineered. Lighting. Solutions.

LED Mosaic Modular Lighting System - Model 92

ELECTRICAL SPECIFICATIONS

Input Voltage	12V AC
Operating Voltage	10-16V AC
WHITE Wire	HIGH BEAM
RED Wire	FRONT POSITION
BLACK Wire	GROUND
Current Draw	1.30A @ 12V AC (HIGH BEAM) 0.18A @ 12V AC (FRONT POSITION)


REGULATORY STANDARDS COMPLIANCE



ECE Reg 148 - A	ECE Reg 149 - HR
FMVSS 108 s10.1 (Table XVIII)	FMVSS 108 s10.1 (Table XX)
FMVSS 108 s7.8 (Table XIV)	IEC IP67
IEC IP69K	

PHOTOMETRIC SPECIFICATIONS

Raw Lumen Output	1800
Effective Lumen Output	400
Candela Output	46000
Nominal LED Color Temperature	5700 K
Beam Pattern(s)	Forward Lighting - High Beam (ECE) Signalization - Front Position



Print date: 2024-05-09

© 2024 J.W. Speaker Corporation • Germantown, WI U.S.A.
www.jwspeaker.com • speaker@jwspeaker.com • 262.251.6660

J.W. SPEAKER®
Engineered. Lighting. Solutions.

LED Mosaic Modular Lighting System - Model 92

APPLICATIONS



INSTALLATION & APPLICATION INFORMATION

North America front position and high beam light.
European front position and high beam light.

PRODUCT WARNINGS

For California residents:

⚠ **WARNING:** Cancer and reproductive harm - www.P65Warnings.ca.gov.

⚠ **AVERTISSEMENT:** Cancer et effet nocif sur la reproduction - www.P65Warnings.ca.gov.

ACCESSORIES



Part Number
8200831

Mounting Hardware Kit
for Mosaic



Part Number
8201031

Pedestal Mount Kit for
Mosaic



Part Number
8201041

Tall Mounting
Hardware Kit for
Mosaic

LED Mosaic Modular Lighting System - Model 92

RELATED PRODUCTS



Part Number
0347971
12-24V LED DOT/ECE
DI & DRL Light




Part Number
0347972
12-24V LED DOT/ECE
DI & DRL Light (Bulk)




Part Number
0556821
12V LED SAE/ECE Fog
Light




Part Number
0556831
12V LED SAE High
Beam & DRL Headlight



Part Number
0556832
12V LED SAE High
Beam & DRL Headlight
(Bulk)



Part Number
0557941
12V LED SAE/ECE
Cornering Light



Part Number
0557942
12V LED SAE/ECE
Cornering Light (Bulk)



Part Number
0558321
12V LED SAE/ECE
Symmetric Low Beam
Headlight