


# Model 8800 EVO-X Headlight

## PRODUCT INFORMATION

---

<b>Description</b>	12-24V DOT/ECE LED RHT 5-in-1 Heated Headlight with Black Bezel
<b>Height</b>	107.19 mm / 4.22 in
<b>Width</b>	167.64 mm / 6.6 in
<b>Depth</b>	86.57 mm / 3.41 in
<b>Shape</b>	Rectangular
<b>Outer Lens Material</b>	Hardcoated Polycarbonate
<b>Outer Lens Color</b>	Clear
<b>Housing Material</b>	Polycarbonate
<b>Housing Color</b>	Black
<b>Retrofits</b>	1A1 and 2A1 (4" x 6") Sealed Beams
<b>Minimum Operating Temperature</b>	-40 °C / -40 °F
<b>Maximum Operating Temperature</b>	65 °C / 149 °F
<b>Connector or Wiring</b>	Integrated 6-pin Deutsch
<b>Mating Connector</b>	Deutsch DT06-6S



---

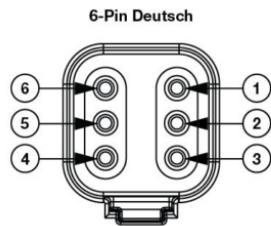
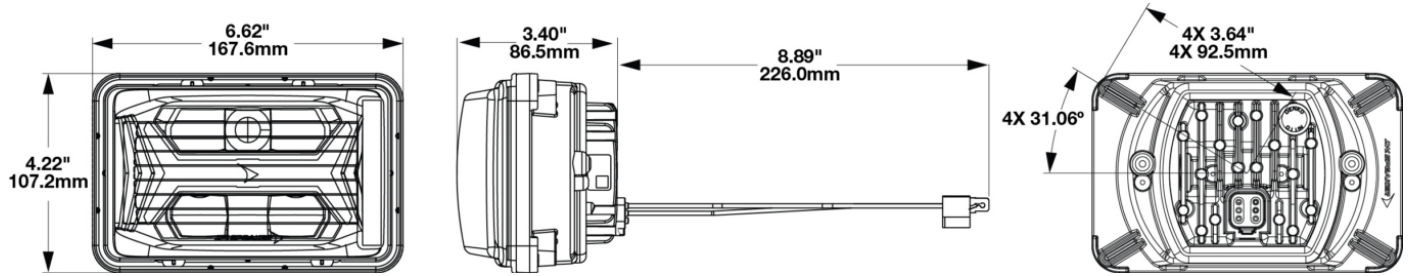
**Print date: 2026-04-03**

© 2026 J.W. Speaker Corporation • Germantown, WI U.S.A.  
www.jwspeaker.com • speaker@jwspeaker.com • 262.251.6660

**J.W. SPEAKER**   
*Engineered. Lighting. Solutions.*

# Model 8800 EVO-X Headlight

## PRODUCT DIMENSIONS



PIN	FUNCTION
PIN 1	Ground
PIN 2	Low Beam
PIN 3	High Beam
PIN 4	Front Position
PIN 5	Daytime Running Light
PIN 6	Direction Indicator*

\*Direction Indicator (DI) is not DOT compliant

## ELECTRICAL SPECIFICATIONS

<b>Input Voltage</b>	12-24V DC
<b>Operating Voltage</b>	9-32V DC
<b>Current Draw</b>	4.69A @ 12V DC (Low Beam) 2.39A @ 24V DC (Low Beam) 7.25A @ 12V DC (High Beam) 3.51A @ 24V DC (High Beam) 0.26A @ 12V DC (Front Position) 0.15A @ 24V DC (Front Position) 5.16A @ 12V DC (DRL) 2.53A @ 24V DC (DRL) 2.98A @ 12V DC (Direction Indicator) 1.53A @ 24V DC (Direction Indicator)

Print date: 2026-04-03

© 2026 J.W. Speaker Corporation • Germantown, WI U.S.A.  
 www.jwspeaker.com • speaker@jwspeaker.com • 262.251.6660

# Model 8800 EVO-X Headlight

## REGULATORY STANDARDS COMPLIANCE

---

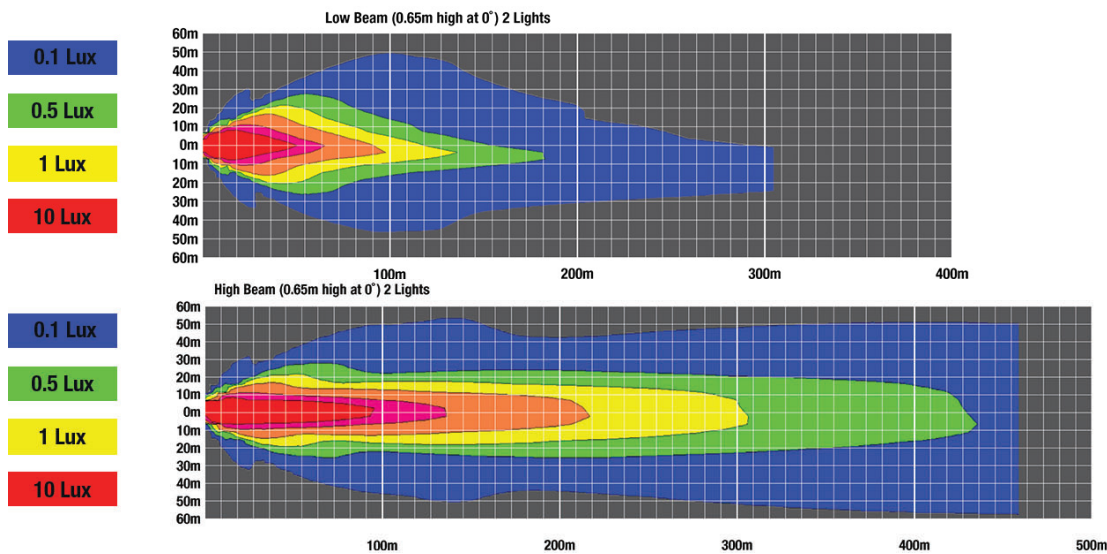


ECE Reg 10	ECE Reg 148 - 1b
ECE Reg 148 - A	ECE Reg 148 - RL
ECE Reg 149 - C	ECE Reg 149 - HR
FMVSS 108 s10.1 (Table XIX)	FMVSS 108 s10.1 (Table XVIII)
FMVSS 108 s7.10	FMVSS 108 s7.8 (Table XIV)
IEC IP67	IEC IP69K
SAE J1383	SAE J2087
SAE J222	

# Model 8800 EVO-X Headlight

## PHOTOMETRIC SPECIFICATIONS

<b>Raw Lumen Output</b>	3,740 (High beam), 2,330 (Low Beam)
<b>Effective Lumen Output</b>	1,420 (High Beam), 740 (Low beam)
<b>Candela Output</b>	60,000
<b>Nominal LED Color Temperature</b>	5700 K
<b>Beam Pattern(s)</b>	Forward Lighting - Daytime Running Light Forward Lighting - High Beam (ECE) Forward Lighting - Low Beam (ECE Right Hand) Signalization - Front Position Signalization - Turn (Front)



Print date: 2026-04-03

© 2026 J.W. Speaker Corporation • Germantown, WI U.S.A.  
www.jwspeaker.com • speaker@jwspeaker.com • 262.251.6660

# Model 8800 EVO-X Headlight

## APPLICATIONS

---



## PRODUCT WARNINGS

---

For California residents:

⚠ **WARNING:** Cancer and reproductive harm - [www.P65Warnings.ca.gov](http://www.P65Warnings.ca.gov).

⚠ **AVERTISSEMENT:** Cancer et effet nocif sur la reproduction - [www.P65Warnings.ca.gov](http://www.P65Warnings.ca.gov).

# Model 8800 EVO-X Headlight

## RELATED PRODUCTS


---




**Part Number**  
**0562021**  
12-24V DOT/ECE LED  
RHT Asymmetric Low  
Beam Headlight with  
Black Bezel



**Part Number**  
**0562031**  
12-24V DOT/ECE LED  
RHT Asymmetric Low  
Beam Headlight with  
Chrome Bezel



**Part Number**  
**0562041**  
12-24V DOT/ECE LED  
RHT Asymmetric Low  
Beam Heated  
Headlight with Black  
Bezel



**Part Number**  
**0562051**  
12-24V DOT/ECE LED  
RHT Asymmetric Low  
Beam Heated  
Headlight with Chrome  
Bezel




**Part Number**  
**0562061**  
12-24V DOT/ECE LED  
High Beam Headlight  
with Black Bezel



**Part Number**  
**0562071**  
12-24V DOT/ECE LED  
High Beam Headlight  
with Chrome Bezel



**Part Number**  
**0562081**  
12-24V DOT LED High  
Beam Heated  
Headlight with Black  
Bezel



**Part Number**  
**0562091**  
12-24V DOT LED High  
Beam Heated  
Headlight with Chrome  
Bezel