

# Model 8600 EVO-X Headlight

## PRODUCT INFORMATION

---

<b>Description</b>	12-24V ECE LED LHT 5-in-1 Headlight with Black Bezel
<b>Height</b>	143.90 mm / 5.67 in
<b>Width</b>	143.90 mm / 5.67 in
<b>Depth</b>	84.98 mm / 3.35 in
<b>Shape</b>	Round
<b>Outer Lens Material</b>	Hardcoated Polycarbonate
<b>Outer Lens Color</b>	Clear
<b>Housing Material</b>	Polycarbonate
<b>Housing Color</b>	Black
<b>Bezel Color</b>	Black
<b>Retrofits</b>	1C1 & 2C1 "PAR46" or 5.75" Sealed Beams
<b>Minimum Operating Temperature</b>	-40 °C / -40 °F
<b>Maximum Operating Temperature</b>	65 °C / 149 °F
<b>Connector or Wiring</b>	Integrated 6-pin Deutsch
<b>Mating Connector</b>	Deutsch DT06-6S



---

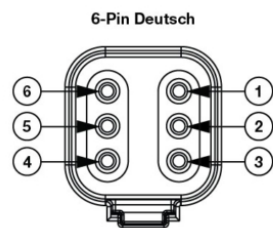
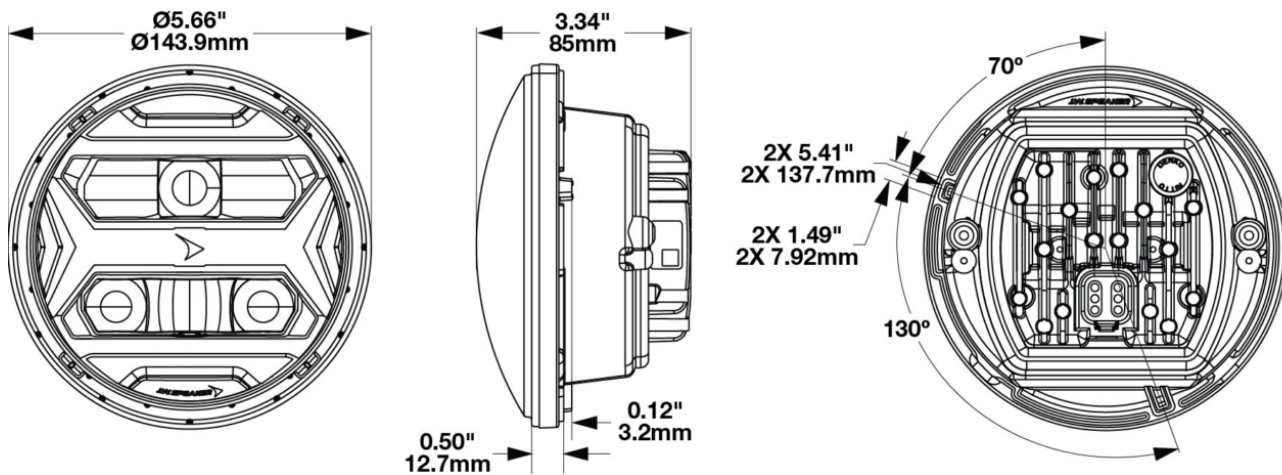
**Print date: 2026-04-03**

© 2026 J.W. Speaker Corporation • Germantown, WI U.S.A.  
www.jwspeaker.com • speaker@jwspeaker.com • 262.251.6660

**J.W. SPEAKER**   
*Engineered. Lighting. Solutions.*

# Model 8600 EVO-X Headlight

## PRODUCT DIMENSIONS



PIN	FUNCTION
PIN 1	Ground
PIN 2	Low Beam
PIN 3	High Beam
PIN 4	Front Position
PIN 5	Daytime Running Light
PIN 6	Direction Indicator

Print date: 2026-04-03

© 2026 J.W. Speaker Corporation • Germantown, WI U.S.A.  
[www.jwspeaker.com](http://www.jwspeaker.com) • [speaker@jwspeaker.com](mailto:speaker@jwspeaker.com) • 262.251.6660

# Model 8600 EVO-X Headlight

## ELECTRICAL SPECIFICATIONS

---

<b>Input Voltage</b>	12-24V DC
<b>Operating Voltage</b>	9-32V DC
<b>Current Draw</b>	2.09A @ 12V DC (Low Beam) 1.14A @ 24V DC (Low Beam) 4.55A @ 12V DC (High Beam) 2.23A @ 24V DC (High Beam) 0.26A @ 12V DC (Front Position) 0.15A @ 24V DC (Front Position) 2.51A @ 12V DC (DRL) 1.28A @ 24V DC (DRL) 2.98A @ 12V DC (Direction Indicator) 1.53A @ 24V DC (Direction Indicator)

## REGULATORY STANDARDS COMPLIANCE

---



ECE Reg 10  
ECE Reg 148 - A  
ECE Reg 149 - C  
IEC IP67



ECE Reg 148 - 1b  
ECE Reg 148 - RL  
ECE Reg 149 - HR  
IEC IP69K

---

**Print date: 2026-04-03**

© 2026 J.W. Speaker Corporation • Germantown, WI U.S.A.  
www.jwspeaker.com • speaker@jwspeaker.com • 262.251.6660

# Model 8600 EVO-X Headlight

## PHOTOMETRIC SPECIFICATIONS

<b>Raw Lumen Output</b>	3,740 (High beam), 2,330 (Low Beam)
<b>Effective Lumen Output</b>	1,430 (High Beam), 740 (Low beam)
<b>Candela Output</b>	63,000
<b>Nominal LED Color Temperature</b>	5700 K
<b>Beam Pattern(s)</b>	Forward Lighting - Daytime Running Light Forward Lighting - High Beam (ECE) Forward Lighting - Low Beam (ECE Left Hand) Signalization - Front Position Signalization - Turn (Front)



Print date: 2026-04-03

© 2026 J.W. Speaker Corporation • Germantown, WI U.S.A.  
www.jwspeaker.com • speaker@jwspeaker.com • 262.251.6660

# Model 8600 EVO-X Headlight

## APPLICATIONS

---



## PRODUCT WARNINGS

---

For California residents:

⚠ **WARNING:** Cancer and reproductive harm - [www.P65Warnings.ca.gov](http://www.P65Warnings.ca.gov).

⚠ **AVERTISSEMENT:** Cancer et effet nocif sur la reproduction - [www.P65Warnings.ca.gov](http://www.P65Warnings.ca.gov).

# Model 8600 EVO-X Headlight

## RELATED PRODUCTS


---




**Part Number**  
**0562371**  
12-24V DOT LED RHT  
High and Low Beam  
Headlight with Black  
Bezel



**Part Number**  
**0562381**  
12-24V DOT LED RHT  
High and Low Beam  
Headlight with Chrome  
Bezel



**Part Number**  
**0562391**  
12-24V DOT LED RHT  
High and Low Beam  
Heated Headlight with  
Black Bezel




**Part Number**  
**0562401**  
12-24V DOT LED RHT  
High and Low Beam  
Heated Headlight with  
Chrome Bezel




**Part Number**  
**0562411**  
12-24V DOT/ECE LED  
RHT 5-in-1 Headlight  
with Black Bezel



**Part Number**  
**0562421**  
12-24V DOT/ECE LED  
RHT 5-in-1 Headlight  
with Chrome Bezel



**Part Number**  
**0562431**  
12-24V DOT/ECE LED  
RHT 5-in-1 Heated  
Headlight with Black  
Bezel



**Part Number**  
**0562441**  
12-24V DOT/ECE LED  
RHT 5-in-1 Heated  
Headlight with Chrome  
Bezel