

# LED Work Lights - Model 770 XD

## PRODUCT INFORMATION

---

<b>Description</b>	12-48V LED Work Light with Flood Beam Pattern & DT04-2P Connector
<b>Height</b>	137.16 mm / 5.4 in
<b>Width</b>	144.02 mm / 5.67 in
<b>Depth</b>	56.90 mm / 2.24 in
<b>Shape</b>	Oval
<b>Outer Lens Material</b>	Polycarbonate
<b>Outer Lens Color</b>	Clear
<b>Housing Material</b>	Polycarbonate
<b>Housing Color</b>	Black
<b>Mounting Hardware Description</b>	(x1) 5/16"-18 x 1.25" Mounting Bolt
<b>Mounting Type</b>	Universal Pedestal Mount
<b>Minimum Operating Temperature</b>	-40 °C / -40 °F
<b>Maximum Operating Temperature</b>	65 °C / 149 °F
<b>Connector or Wiring</b>	Integrated 2-Pin Deutsch Weather-Proof Socket (DT04-2P)
<b>Mating Connector</b>	2-Pin Deutsch Weather-Proof Plug (DT06-2S)
<b>Product Weight</b>	0.86 lbs / 0.39 kgs
<b>Shipping Weight</b>	0.54 lbs / 0.24 kgs



---

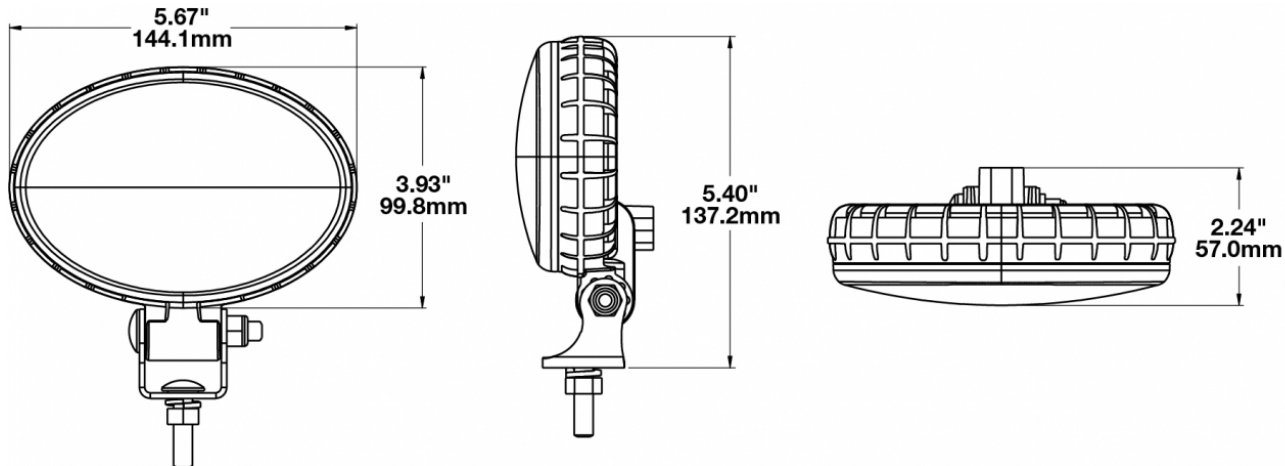
**Print date: 2024-04-18**

© 2024 J.W. Speaker Corporation • Germantown, WI U.S.A.  
www.jwspeaker.com • speaker@jwspeaker.com • 262.251.6660

**J.W. SPEAKER®**  
*Engineered. Lighting. Solutions.*

# LED Work Lights - Model 770 XD

## PRODUCT DIMENSIONS



## ELECTRICAL SPECIFICATIONS

<b>Input Voltage</b>	12-48V DC
<b>Operating Voltage</b>	10-55V DC
<b>Transient Spike Protection</b>	330V Peak @ 1 HZ-100 Pulses
<b>Red Wire</b>	Positive
<b>Black Wire</b>	Negative
<b>Current Draw</b>	1.00A @ 12V DC 0.48A @ 24V DC 0.32A @ 36V DC 0.25A @ 48V DC

Print date: 2024-04-18

© 2024 J.W. Speaker Corporation • Germantown, WI U.S.A.  
www.jwspeaker.com • speaker@jwspeaker.com • 262.251.6660

**J.W. SPEAKER®**  
Engineered. Lighting. Solutions.

# LED Work Lights - Model 770 XD

## REGULATORY STANDARDS COMPLIANCE



Buy America Standards

CISPR 22

IEC IP67

Tested to ECE Reg. 10  
(Radiated Emissions only)

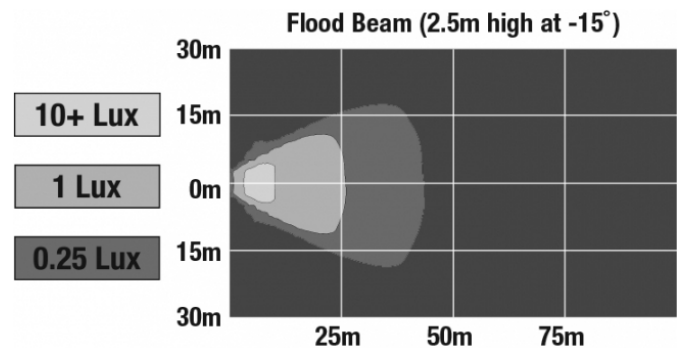
CISPR 12

Eco Friendly


SAE J1113-13

UL Recognized

## PHOTOMETRIC SPECIFICATIONS

**Raw Lumen Output** 900**Effective Lumen Output** 700**Nominal LED Color Temperature** 5000 K**Beam Pattern(s)** Forward Lighting - Flood  
(Standard)

## APPLICATIONS



Print date: 2024-04-18

© 2024 J.W. Speaker Corporation • Germantown, WI U.S.A.  
www.jwspeaker.com • speaker@jwspeaker.com • 262.251.6660

# LED Work Lights - Model 770 XD

## PRODUCT WARNINGS

For California residents:

⚠ **WARNING:** Cancer and reproductive harm - [www.P65Warnings.ca.gov](http://www.P65Warnings.ca.gov).

⚠ **AVERTISSEMENT:** Cancer et effet nocif sur la reproduction - [www.P65Warnings.ca.gov](http://www.P65Warnings.ca.gov).

## ACCESSORIES



**Part Number**  
**8200011**

Magnet Mount Kit for  
XD Series Work Lights



**Part Number**  
**8200101**

Stainless Steel  
Mounting Kit for Work  
Lights & Marine Lights



**Part Number**  
**8200491**

Mounting Kit For Work  
Lights

## RELATED PRODUCTS



**Part Number**  
**1706041**

12V LED Work Light  
with Flood Beam  
Pattern & DT04-2P  
Connector



**Part Number**  
**1706051**

12V LED Work Light  
with Trapezoid Beam  
Pattern & DT04-2P  
Connector



**Part Number**  
**1706251**

12-48V LED Work Light  
with Trapezoid Beam  
Pattern & DT04-2P  
Connector



**Part Number**  
**1706261**

12-48V LED Work Light  
with Spot Beam  
Pattern & DT04-2P  
Connector



**Part Number**  
**1706461**

12-48V LED Work Light  
with Flood Beam  
Pattern & PE12015792  
Connector

Print date: 2024-04-18

© 2024 J.W. Speaker Corporation • Germantown, WI U.S.A.  
[www.jwspeaker.com](http://www.jwspeaker.com) • [speaker@jwspeaker.com](mailto:speaker@jwspeaker.com) • 262.251.6660

**J.W. SPEAKER®**  
*Engineered. Lighting. Solutions.*