

LED Work Light - Model 518

PRODUCT INFORMATION

| | |
|--------------------------------------|---|
| Description | 12-24V LED Work Light with Flood Beam Pattern & Low Profile Mount |
| Height | 105.92 mm / 4.17 in |
| Width | 165.10 mm / 6.5 in |
| Depth | 44.45 mm / 1.75 in |
| Shape | Rectangular |
| Outer Lens Material | Polycarbonate |
| Outer Lens Color | Clear |
| Housing Material | Polycarbonate |
| Housing Color | Chrome |
| Mounting Hardware Description | (x3) 10-16 x 2.37 Screws |
| Mounting Type | Low Profile Mount |
| Minimum Operating Temperature | -40 °C / -40 °F |
| Maximum Operating Temperature | 65 °C / 149 °F |
| Connector or Wiring | Integrated 2-Pin Deutsch Weather-Proof Socket (DT04-2P) |
| Mating Connector | 2-Pin Deutsch Weather-Proof Plug (DT06-2S) |
| Product Weight | 1.00 lbs / 0.45 kgs |
| Shipping Weight | 1.90 lbs / 0.86 kgs |



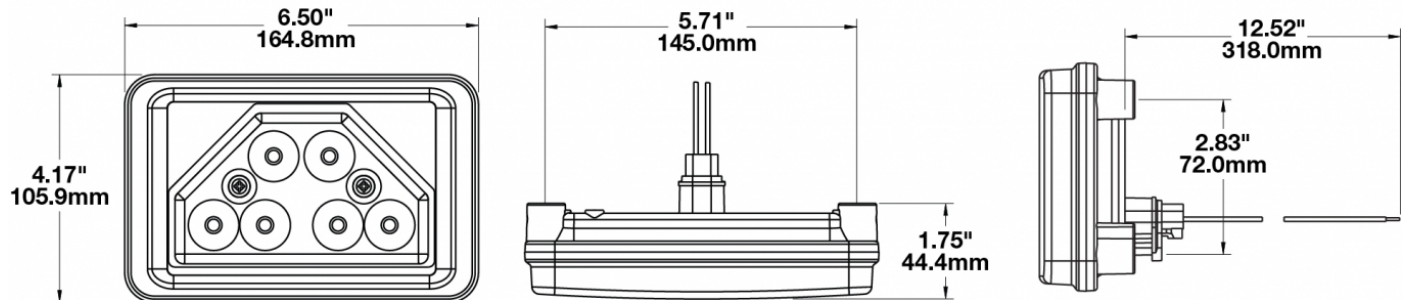
Print date: 2018-07-22

© 2018 J.W. Speaker Corporation • Germantown, WI U.S.A.
 www.jwspeaker.com • speaker@jwspeaker.com • 262.251.6660

J.W. SPEAKER 
 Engineered. Lighting. Solutions.

LED Work Light - Model 518

PRODUCT DIMENSIONS



ELECTRICAL SPECIFICATIONS

| | |
|-----------------------------------|--------------------------------|
| Input Voltage | 12-24V DC |
| Operating Voltage | 9-32V DC |
| Transient Spike Protection | 330V Peak @ 1 HZ-100 Pulses |
| Red Wire | Positive |
| Black Wire | Negative |
| Current Draw | 1.6A @ 12V DC 0.8A @ 24V DC |

REGULATORY STANDARDS COMPLIANCE



Buy America Standards
IEC IP69K

Eco Friendly

Print date: 2018-07-22

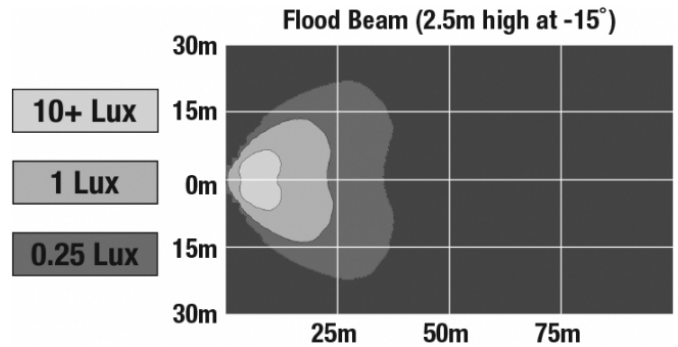
© 2018 J.W. Speaker Corporation • Germantown, WI U.S.A.
www.jwspeaker.com • speaker@jwspeaker.com • 262.251.6660

J.W. SPEAKER
Engineered. Lighting. Solutions.


LED Work Light - Model 518

PHOTOMETRIC SPECIFICATIONS

| | |
|--------------------------------------|-------------------------------------|
| Raw Lumen Output | 1,700 |
| Effective Lumen Output | 1,000 |
| Nominal LED Color Temperature | 5000 K |
| Beam Pattern(s) | Forward Lighting - Flood (Standard) |



APPLICATIONS



RELATED PRODUCTS



Part Number
1300271
12-24V LED Work Light with Trapezoid Beam Pattern & Low Profile Mount



Part Number
1300392
12-24V LED Work Light with Trapezoid Beam Pattern & Rubber Shock Mount

Print date: 2018-07-22

© 2018 J.W. Speaker Corporation • Germantown, WI U.S.A.
www.jwspeaker.com • speaker@jwspeaker.com • 262.251.6660