

Heated Oval LED Signal Light - Model 274

PRODUCT INFORMATION

Description	12-24V DOT LED Heated Amber Front Position & Front Turn Signal Light
Height	57.00 mm / 2.24 in
Width	165.50 mm / 6.52 in
Depth	21.00 mm / 0.83 in
Shape	Oval
Outer Lens Material	Polycarbonate
Outer Lens Color	Clear
Housing Material	Polycarbonate
Housing Color	Black
Bezel Color	Amber
Mounting Type	Grommet/Flange Bracket
Retrofits	Standard 2" x 6" Signal Lights
Minimum Operating Temperature	-40 °C / -40 °F
Maximum Operating Temperature	50 °C / 122 °F
Mating Connector	3-Pin AMP Connector (282087-1)
Product Weight	0.35 lbs / 0.16 kgs
Shipping Weight	1.35 lbs / 0.61 kgs



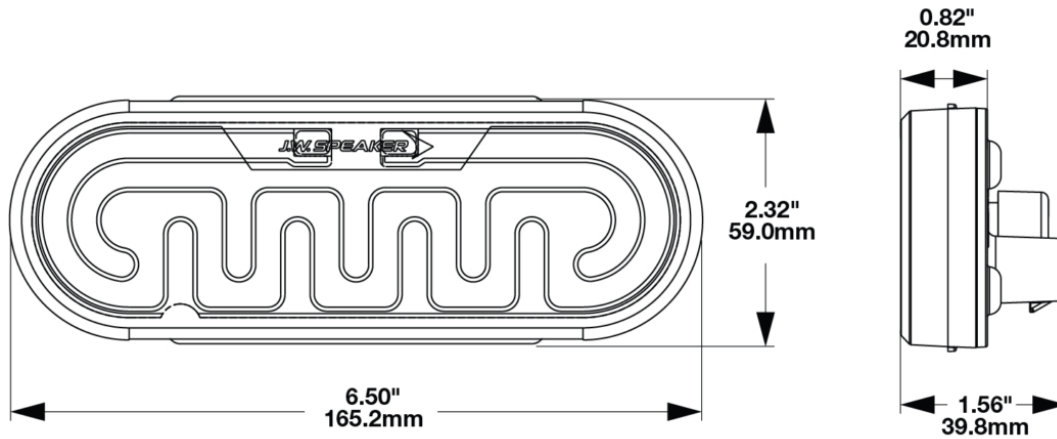
Print date: 2025-07-03

© 2025 J.W. Speaker Corporation • Germantown, WI U.S.A.
www.jwspeaker.com • speaker@jwspeaker.com • 262.251.6660

J.W. SPEAKER 
Engineered. Lighting. Solutions.

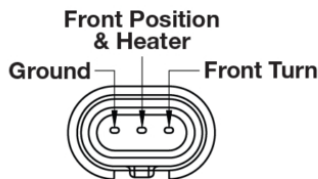
Heated Oval LED Signal Light - Model 274

PRODUCT DIMENSIONS



Pin Out Information

LIGHT (Socket shown ↑ top)



WIRE HARNESS*



*Wire harness sold separately on Part # 0346781.
Wire harness included on Part # 0346784.
Also available as a single accessory (Part # 3270501)

ELECTRICAL SPECIFICATIONS


Input Voltage	10-30V DC
Operating Voltage	12-24V DC
Transient Spike Protection	150V Peak @ 1 HZ-100 Pul
Current Draw	0.7A @ 12V DC (Front Turn) 0.7A @ 24V DC (Front Turn) 1.5A @ 12V DC (Front Position Heated) 1.5A @ 24V DC (Front Position Heated)

Print date: 2025-07-03

© 2025 J.W. Speaker Corporation • Germantown, WI U.S.A.
www.jwspeaker.com • speaker@jwspeaker.com • 262.251.6660

Heated Oval LED Signal Light - Model 274

REGULATORY STANDARDS COMPLIANCE



Buy America Standards
FMVSS 108 s7.1 (Table VI)
SAE J222

Eco Friendly
FMVSS 108 s7.8 (Table XIV)
SAE J588

PHOTOMETRIC SPECIFICATIONS

Beam Pattern(s) Signalization - Front Position
Signalization - Turn (Front)

APPLICATIONS



INSTALLATION & APPLICATION INFORMATION

Installation requires the black wire (Front Position w/ Heater) to be powered in order for the heater to work. Only power supplied to the black wire will power the heater. If power is not supplied to the heater, the light will not be heated. Current Draws will differ based upon whether or not the heater is powered and activated. Turn off power before installing.

PRODUCT WARNINGS

For California residents:

⚠ **WARNING:** Cancer and reproductive harm - www.P65Warnings.ca.gov.

⚠ **AVERTISSEMENT:** Cancer et effet nocif sur la reproduction - www.P65Warnings.ca.gov.

Print date: 2025-07-03

© 2025 J.W. Speaker Corporation • Germantown, WI U.S.A.
www.jwspeaker.com • speaker@jwspeaker.com • 262.251.6660

J.W. SPEAKER®
Engineered. Lighting. Solutions.

Heated Oval LED Signal Light - Model 274

ACCESSORIES



Part Number
4242891
Rubber Mounting
Grommet for Model
274



Part Number
5870261
Plastic Mounting
Flange for Model 274



Part Number
8200581
Steel L-Shaped
Mounting Bracket for
Model 274



Part Number
8200591
Chrome Plastic Trim
Ring for Model 274



Part Number
3270501
3-Pin AMP Connector
Wire Harness
Assembly

RELATED PRODUCTS



Part Number
0346701
12-24V DOT LED
Heated Red Stop, Tail,
& Turn Light



Part Number
0346704
12-24V DOT LED
Heated Red Stop, Tail,
& Turn Light with
Harness



Part Number
0346711
12-24V DOT LED
Heated Amber Rear
Turn Light



Part Number
0346714
12-24V DOT LED
Heated Amber Rear
Turn Light with
Harness



Part Number
0346721
12-24V DOT LED
Heated White Reverse
Light



Part Number
0346724
12-24V DOT LED
Heated White Reverse
Light with Harness



Part Number
0346784
12-24V DOT LED
Heated Amber Front
Position & Front Turn
Signal Light with
Harness



Part Number
0346791
12-24V DOT LED
Heated Amber Side
Marker Light