

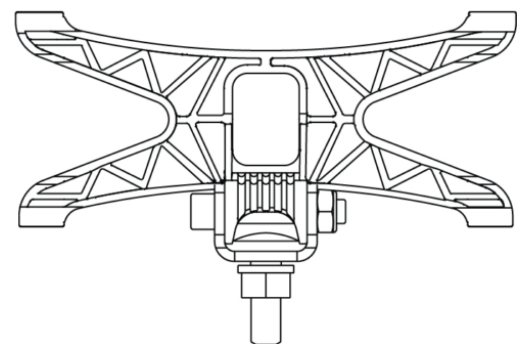
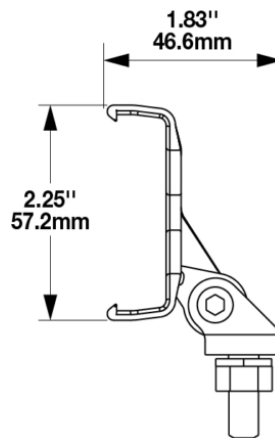
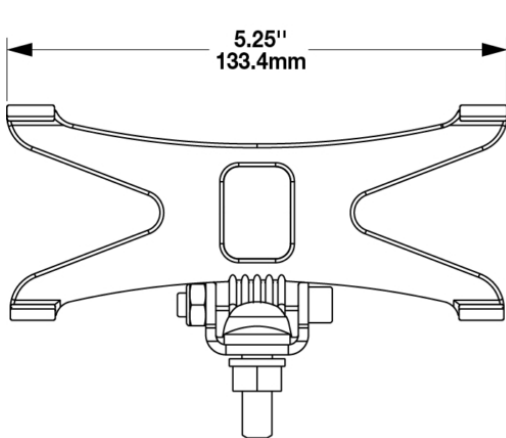
# Pedestal Mount for Model 260 SAE and 905

## PRODUCT INFORMATION

<b>Description</b>	Pedestal Mount for Model 260 SAE and 905
<b>Height</b>	57.20 mm / 2.25 in
<b>Width</b>	133.40 mm / 5.25 in
<b>Depth</b>	46.60 mm / 1.83 in
<b>Product Weight</b>	0.16 lbs / 0.07 kgs
<b>Shipping Weight</b>	1.99 lbs / 0.9 kgs



## PRODUCT DIMENSIONS



Print date: 2024-05-09

© 2024 J.W. Speaker Corporation • Germantown, WI U.S.A.  
www.jwspeaker.com • speaker@jwspeaker.com • 262.251.6660

**J.W. SPEAKER®**  
Engineered. Lighting. Solutions.

# Pedestal Mount for Model 260 SAE and 905

## APPLICATIONS



## INSTALLATION & APPLICATION INFORMATION

The 8200921 Pedestal Mount is only used with the Model 260 DOT/SAE RCL (0347951) and the Model 905 Work Lights.

## PRODUCT WARNINGS

For California residents:

⚠ **WARNING:** Cancer and reproductive harm - [www.P65Warnings.ca.gov](http://www.P65Warnings.ca.gov).

⚠ **AVERTISSEMENT:** Cancer et effet nocif sur la reproduction - [www.P65Warnings.ca.gov](http://www.P65Warnings.ca.gov).

## SUITS THESE PRODUCTS



### **11" X 2" X 3/4" LED Rear Multi- functional Light**

LED Stop, Tail, Turn &  
Backup Lights - Model  
260

### **11" X 2" X 1/2" LED Work Lights**

LED Work & Backup  
Lights - Model 905

Print date: 2024-05-09

© 2024 J.W. Speaker Corporation • Germantown, WI U.S.A.  
[www.jwspeaker.com](http://www.jwspeaker.com) • [speaker@jwspeaker.com](mailto:speaker@jwspeaker.com) • 262.251.6660

**J.W. SPEAKER®**  
*Engineered. Lighting. Solutions.*