

LED Stop, Tail, Turn & Backup Lights - Model 260

PRODUCT INFORMATION

Description	12-24V SAE LED Front Position & Directional Indicator w/ Post Mount & Amber Lens
Height	52.45 mm / 2.06 in
Width	274.82 mm / 10.82 in
Depth	39.58 mm / 1.56 in
Shape	Stylized
Outer Lens Material	PMMA
Outer Lens Color	Amber
Housing Material	PC+ABS
Housing Color	Black
Bezel Color	NA
Mounting Hardware Description	0.25" push nut (2)
Mounting Type	Panel
Minimum Operating Temperature	-40 °C / -40 °F
Maximum Operating Temperature	65 °C / 149 °F
Mating Connector	JWS 5746260 DEUTSCH DT06-3S
Product Weight	0.42 lbs / 0.19 kgs
Shipping Weight	0.67 lbs / 0.3 kgs



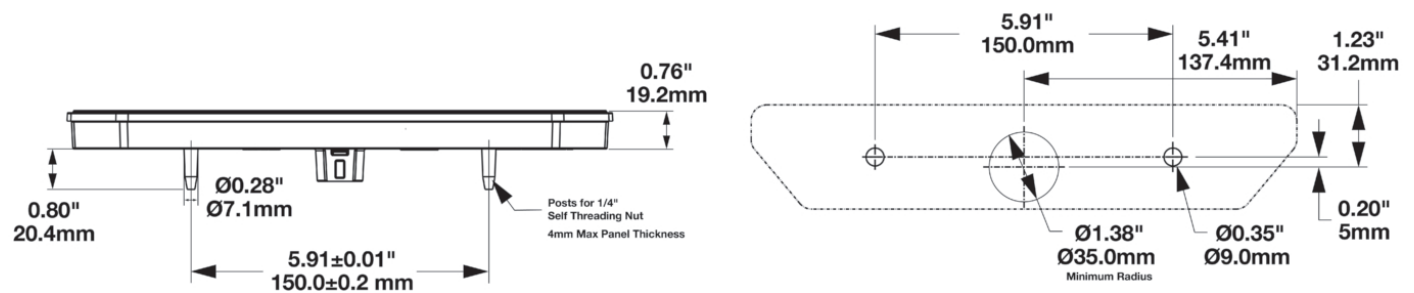
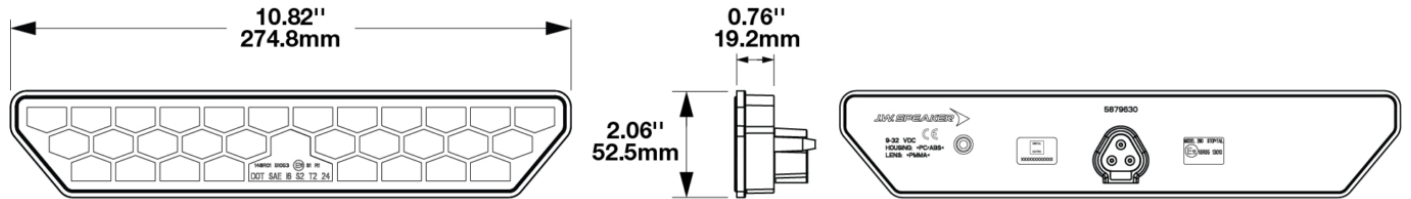
Print date: 2026-04-22

© 2026 J.W. Speaker Corporation • Germantown, WI U.S.A.
www.jwspeaker.com • speaker@jwspeaker.com • 262.251.6660

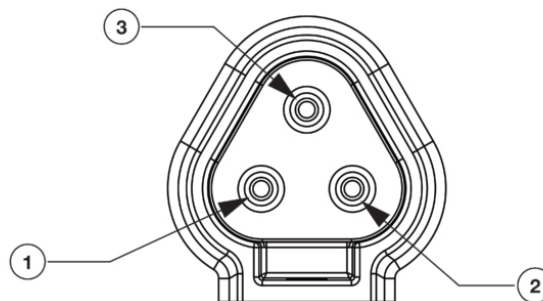
J.W. SPEAKER 
Engineered. Lighting. Solutions.

LED Stop, Tail, Turn & Backup Lights - Model 260

PRODUCT DIMENSIONS



Connector Pin-Out	Light Function
PIN 1	Ground
PIN 2	Directional Indicator
PIN 3	Position



Print date: 2026-04-22

© 2026 J.W. Speaker Corporation • Germantown, WI U.S.A.
 www.jwspeaker.com • speaker@jwspeaker.com • 262.251.6660

LED Stop, Tail, Turn & Backup Lights - Model 260

ELECTRICAL SPECIFICATIONS

Input Voltage	12-24V DC
Operating Voltage	9-30V DC

REGULATORY STANDARDS COMPLIANCE



IEC IP67
SAE J222
SAE J588

IEC IP69K
SAE J2261

PHOTOMETRIC SPECIFICATIONS

Beam Pattern(s)	Signalization - Front Position Signalization - Turn (Front) Signalization - Turn (Rear)
------------------------	---

APPLICATIONS



PRODUCT WARNINGS

For California residents:

⚠ **WARNING:** Cancer and reproductive harm - www.P65Warnings.ca.gov.

⚠ **AVERTISSEMENT:** Cancer et effet nocif sur la reproduction - www.P65Warnings.ca.gov.

Print date: 2026-04-22

© 2026 J.W. Speaker Corporation • Germantown, WI U.S.A.
www.jwspeaker.com • speaker@jwspeaker.com • 262.251.6660

LED Stop, Tail, Turn & Backup Lights - Model 260

RELATED PRODUCTS



Part Number
0348581
12-24V SAE/ECE LED
Stop & Tail Light w/
Flange Mount & Red
Lens



Part Number
0348591
12-24V SAE/ECE LED
Stop & Tail Light w/
Post Mount & Red Lens



Part Number
0348601
12-24V SAE/ECE LED
Directional Indicator
w/ Flange Mount &
Amber Lens



Part Number
0348611
12-24V SAE/ECE LED
Directional Indicator
w/ Post Mount &
Amber Lens



Part Number
0348631
12-24V ECE Stop, Tail,
Directional Indicator,
Rear Fog, Reverse
Light w/ Flange Mount
& Clear Lens



Part Number
0348641
12-24V ECE LED Stop,
Tail, Direction
Indicator, Rear Fog &
Reverse Light w/ Post
Mount & Clear Lens



Part Number
0348691
12-24V SAE LED Front
Position & Direction
Indicator w/ Flange
Mount & Amber Lens



Part Number
0443721
12-24V SAE/ECE LED
Reverse Light w/
Flange Mount & Clear
Lens