

LED Stop, Tail, Turn & Backup Lights - Model 260

PRODUCT INFORMATION

| | |
|--------------------------------------|---|
| Description | 12-24V SAE/ECE LED Directional Indicator w/ Post Mount & Amber Lens |
| Height | 52.45 mm / 2.06 in |
| Width | 274.82 mm / 10.82 in |
| Depth | 39.58 mm / 1.56 in |
| Shape | Stylized |
| Outer Lens Material | PMMA |
| Outer Lens Color | Amber |
| Housing Material | PC+ABS |
| Housing Color | Black |
| Bezel Color | NA |
| Mounting Hardware Description | 0.25" push nut (2) |
| Mounting Type | Panel |
| Minimum Operating Temperature | -40 °C / -40 °F |
| Maximum Operating Temperature | 65 °C / 149 °F |
| Mating Connector | JWS 5746260 DEUTSCH DT06-3S |
| Product Weight | 0.42 lbs / 0.19 kgs |
| Shipping Weight | 0.67 lbs / 0.3 kgs |



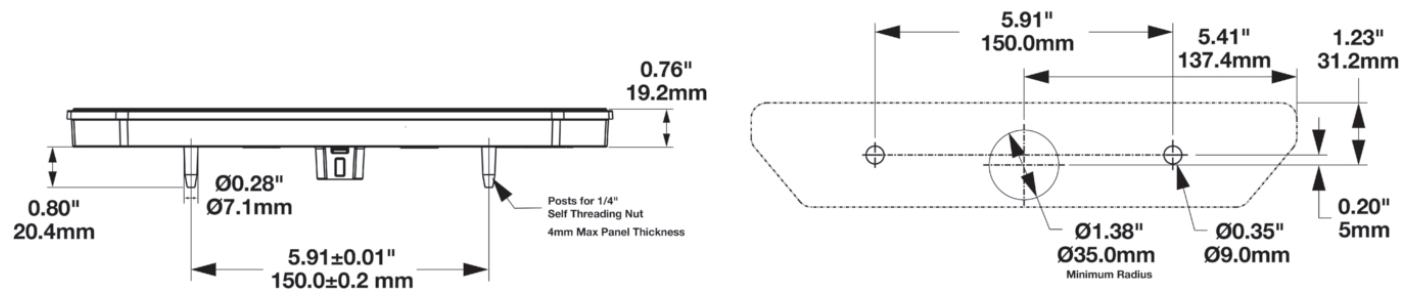
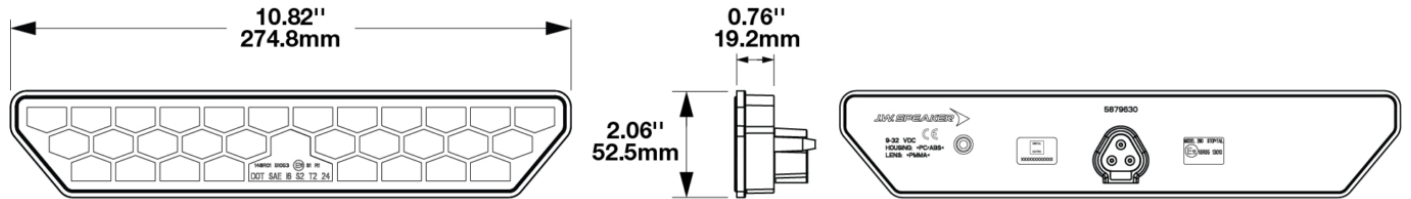
Print date: 2026-07-03

© 2026 J.W. Speaker Corporation • Germantown, WI U.S.A.
www.jwspeaker.com • speaker@jwspeaker.com • 262.251.6660

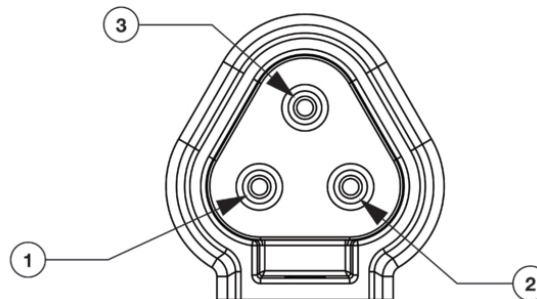
J.W. SPEAKER 
Engineered. Lighting. Solutions.

LED Stop, Tail, Turn & Backup Lights - Model 260

PRODUCT DIMENSIONS



| Connector Pin-Out | Light Function |
|-------------------|-----------------------|
| PIN 1 | Ground |
| PIN 2 | Directional Indicator |
| PIN 3 | - |



Print date: 2026-07-03

© 2026 J.W. Speaker Corporation • Germantown, WI U.S.A.
 www.jwspeaker.com • speaker@jwspeaker.com • 262.251.6660

LED Stop, Tail, Turn & Backup Lights - Model 260

ELECTRICAL SPECIFICATIONS

| | |
|--------------------------|---|
| Input Voltage | 12-24V DC |
| Operating Voltage | 9-30V DC |
| Current Draw | 0.3A @ 12V DC (Turn) 0.15A @ 24V DC (Turn) |

REGULATORY STANDARDS COMPLIANCE



| | |
|-------------|------------------|
| ECE Reg 10 | ECE Reg 148 - 2a |
| IEC IP67 | IEC IP69K |
| ISO 13207-1 | SAE J2261 |
| SAE J588 | |

PHOTOMETRIC SPECIFICATIONS

| | |
|------------------------|---|
| Beam Pattern(s) | Signalization - Turn (Front) Signalization - Turn (Rear) |
|------------------------|---|

APPLICATIONS



PRODUCT WARNINGS

For California residents:

⚠️ **WARNING:** Cancer and reproductive harm - www.P65Warnings.ca.gov.

⚠️ **AVERTISSEMENT:** Cancer et effet nocif sur la reproduction - www.P65Warnings.ca.gov.

Print date: 2026-07-03

© 2026 J.W. Speaker Corporation • Germantown, WI U.S.A.
www.jwspeaker.com • speaker@jwspeaker.com • 262.251.6660

J.W. SPEAKER
Engineered. Lighting. Solutions.

LED Stop, Tail, Turn & Backup Lights - Model 260

RELATED PRODUCTS



Part Number
0348581
12-24V SAE/ECE LED
Stop & Tail Light w/
Flange Mount & Red
Lens



Part Number
0348591
12-24V SAE/ECE LED
Stop & Tail Light w/
Post Mount & Red Lens



Part Number
0348601
12-24V SAE/ECE LED
Directional Indicator
w/ Flange Mount &
Amber Lens



Part Number
0348631
12-24V ECE Stop, Tail,
Direction Indicator,
Rear Fog, Reverse
Light w/ Flange Mount
& Clear Lens



Part Number
0348641
12-24V ECE LED Stop,
Tail, Direction
Indicator, Rear Fog &
Reverse Light w/ Post
Mount & Clear Lens



Part Number
0348691
12-24V SAE LED Front
Position & Direction
Indicator w/ Flange
Mount & Amber Lens



Part Number
0348701
12-24V SAE LED Front
Position & Directional
Indicator w/ Post
Mount & Amber Lens



Part Number
0443721
12-24V SAE/ECE LED
Reverse Light w/
Flange Mount & Clear
Lens