

# LED Stop, Tail, Turn & Backup Lights - Model 260

## PRODUCT INFORMATION

<b>Description</b>	12-24V SAE/ECE LED Stop & Tail Light w/ Post Mount & Red Lens
<b>Height</b>	52.45 mm / 2.06 in
<b>Width</b>	274.82 mm / 10.82 in
<b>Depth</b>	39.58 mm / 1.56 in
<b>Shape</b>	Stylized
<b>Outer Lens Material</b>	PMMA
<b>Outer Lens Color</b>	Red
<b>Housing Material</b>	PC+ABS
<b>Housing Color</b>	Black
<b>Bezel Color</b>	NA
<b>Mounting Hardware Description</b>	0.25" push nut (2)
<b>Mounting Type</b>	Panel
<b>Minimum Operating Temperature</b>	-40 °C / -40 °F
<b>Maximum Operating Temperature</b>	65 °C / 149 °F
<b>Mating Connector</b>	JWS 5746260 DEUTSCH DT06-3S
<b>Product Weight</b>	0.42 lbs / 0.19 kgs
<b>Shipping Weight</b>	0.67 lbs / 0.3 kgs



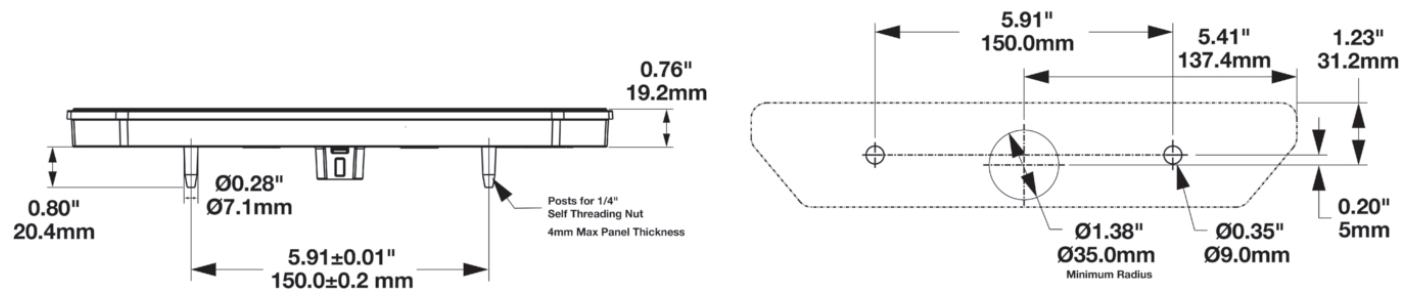
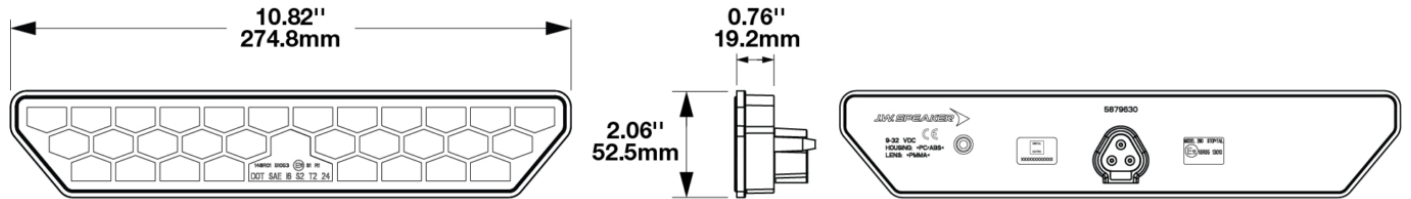
**Print date: 2026-06-13**

© 2026 J.W. Speaker Corporation • Germantown, WI U.S.A.  
www.jwspeaker.com • speaker@jwspeaker.com • 262.251.6660

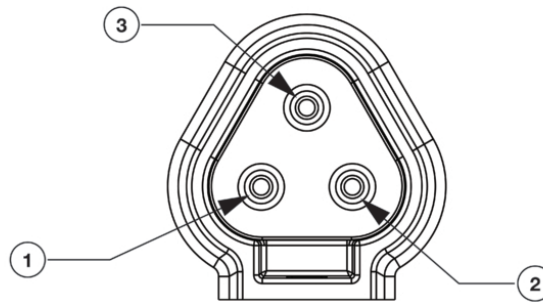
**J.W. SPEAKER**   
*Engineered. Lighting. Solutions.*

# LED Stop, Tail, Turn & Backup Lights - Model 260

## PRODUCT DIMENSIONS



Connector Pin-Out	Light Function
PIN 1	Ground
PIN 2	Directional Indicator
PIN 3	Position



Print date: 2026-06-13

© 2026 J.W. Speaker Corporation • Germantown, WI U.S.A.  
 www.jwspeaker.com • speaker@jwspeaker.com • 262.251.6660

# LED Stop, Tail, Turn & Backup Lights - Model 260

## ELECTRICAL SPECIFICATIONS

<b>Input Voltage</b>	12-24V DC
<b>Operating Voltage</b>	9-30V DC
<b>Current Draw</b>	0.46A @ 12V DC (Stop) 0.046A @ 12V DC (Tail) 0.23A @ 24V DC (Stop) 0.023A @ 24V DC (Tail)

## REGULATORY STANDARDS COMPLIANCE



ECE Reg 10	ECE Reg 148 - R1
ECE Reg 148 - S1	IEC IP67
IEC IP69K	SAE J2261
SAE J585	SAE J586
SAE J588	

## PHOTOMETRIC SPECIFICATIONS

<b>Beam Pattern(s)</b>	Signalization - Stop
	Signalization - Tail
	Signalization - Turn (Rear)

## APPLICATIONS



Print date: 2026-06-13

© 2026 J.W. Speaker Corporation • Germantown, WI U.S.A.  
www.jwspeaker.com • speaker@jwspeaker.com • 262.251.6660

**J.W. SPEAKER**  
Engineered. Lighting. Solutions.

# LED Stop, Tail, Turn & Backup Lights - Model 260

## PRODUCT WARNINGS

---

For California residents:

**⚠ WARNING:** Cancer and reproductive harm - [www.P65Warnings.ca.gov](http://www.P65Warnings.ca.gov).

**⚠ AVERTISSEMENT:** Cancer et effet nocif sur la reproduction - [www.P65Warnings.ca.gov](http://www.P65Warnings.ca.gov).

## RELATED PRODUCTS

---



**Part Number**  
**0348581**  
12-24V SAE/ECE LED  
Stop & Tail Light w/  
Flange Mount & Red  
Lens



**Part Number**  
**0348601**  
12-24V SAE/ECE LED  
Directional Indicator  
w/ Flange Mount &  
Amber Lens



**Part Number**  
**0348611**  
12-24V SAE/ECE LED  
Directional Indicator  
w/ Post Mount &  
Amber Lens



**Part Number**  
**0348631**  
12-24V ECE Stop, Tail,  
Direction Indicator,  
Rear Fog, Reverse  
Light w/ Flange Mount  
& Clear Lens



**Part Number**  
**0348641**  
12-24V ECE LED Stop,  
Tail, Direction  
Indicator, Rear Fog &  
Reverse Light w/ Post  
Mount & Clear Lens



**Part Number**  
**0348691**  
12-24V SAE LED Front  
Position & Direction  
Indicator w/ Flange  
Mount & Amber Lens



**Part Number**  
**0348701**  
12-24V SAE LED Front  
Position & Directional  
Indicator w/ Post  
Mount & Amber Lens



**Part Number**  
**0443721**  
12-24V SAE/ECE LED  
Reverse Light w/  
Flange Mount & Clear  
Lens