

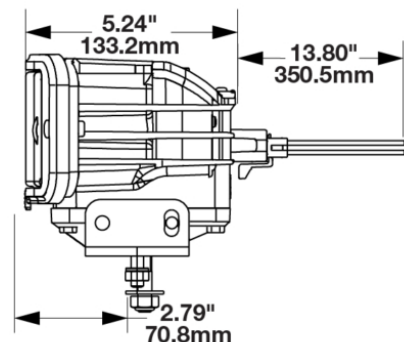
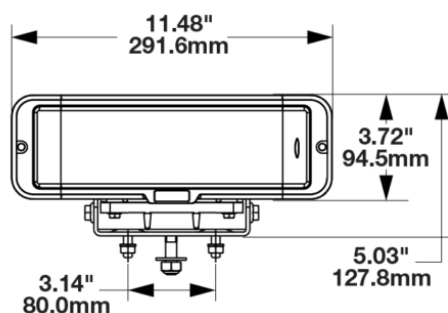
LED Headlights - Model 9800

PRODUCT INFORMATION

Description	24V ECE LED LHT Heated Headlight - 2 Light Kit
Height	94.53 mm / 3.72 in
Width	291.58 mm / 11.48 in
Depth	133.17 mm / 5.24 in
Shape	Rectangular
Outer Lens Material	Polycarbonate
Outer Lens Color	Clear
Housing Material	Xenoy
Housing Color	Black
Bezel Color	Black
Mounting Hardware Description	(x4) M8-1.25 x 25 mm OR (x2) 1/2"-13 x 1.75" SS Carriage Bolt
Mounting Type	Universal Pedestal Mount
Retrofits	Pedestal Mount Snow Plow Lights
Mating Connector	Delphi (#12052848)
Product Weight	9.06 lbs / 4.11 kgs
Shipping Weight	10.21 lbs / 4.63 kgs



PRODUCT DIMENSIONS



Print date: 2026-04-09

© 2026 J.W. Speaker Corporation • Germantown, WI U.S.A.
www.jwspeaker.com • speaker@jwspeaker.com • 262.251.6660

LED Headlights - Model 9800

ELECTRICAL SPECIFICATIONS

Input Voltage	24V DC
Operating Voltage	20-32V DC
Red Wire	Front Position
Black Wire	Ground
White Wire	High Beam
Yellow Wire	Turn
Blue Wire	DRL
Orange Wire	Low Beam
Current Draw	1.40A @ 24V DC (Low Beam) 2.00A @ 24V DC (High Beam) 0.30A @ 24V DC (Turn Signal) 0.05A @ 24V DC (Front Position / DRL) 1.00A @ 24V DC (Lens Heater)

REGULATORY STANDARDS COMPLIANCE



Buy America Standards	ECE Reg 10
ECE Reg 112	ECE Reg 6
ECE Reg 7	ECE Reg 87
IEC IP67	

Print date: 2026-04-09

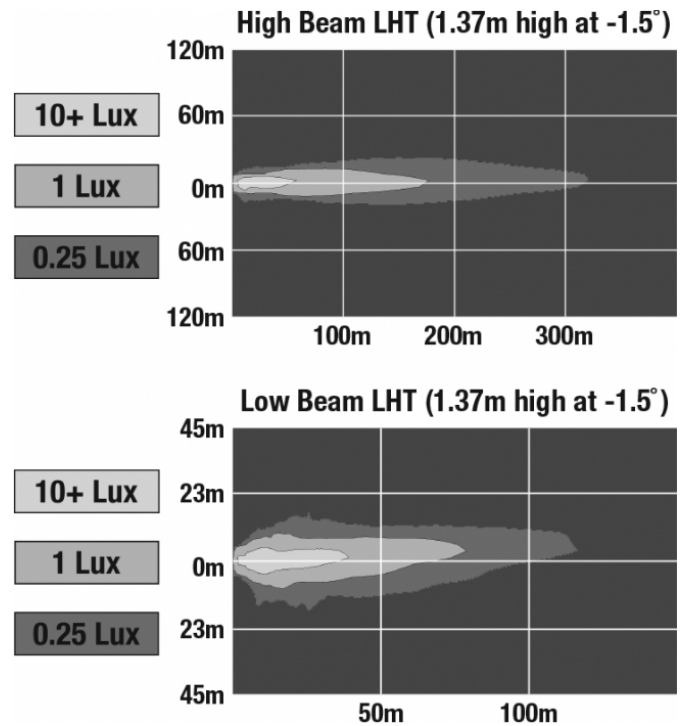
© 2026 J.W. Speaker Corporation • Germantown, WI U.S.A.
www.jwspeaker.com • speaker@jwspeaker.com • 262.251.6660

J.W. SPEAKER 
Engineered. Lighting. Solutions.

LED Headlights - Model 9800

PHOTOMETRIC SPECIFICATIONS

Raw Lumen Output	2,880 (High Beam); 2,160 (Low Beam)
Effective Lumen Output	1,150 (High Beam); 800 (Low Beam)
Candela Output	52,000
Nominal LED Color Temperature	5000 K
Beam Pattern(s)	Forward Lighting - High Beam (ECE) Forward Lighting - Low Beam (ECE Left Hand) Signalization - Turn (Front)



APPLICATIONS



INSTALLATION & APPLICATION INFORMATION

Pedestal mount snow plow lights for single or double bolt mounts. Each lamp comes with mounting hardware for single bolt mount included (1/2-13 x 1.75 SS Carriage Bolt with hex nut and washer), in addition to the 2 M8-1.25 x 25 SS Carriage Bolts for double bolt mounts.

Print date: 2026-04-09

© 2026 J.W. Speaker Corporation • Germantown, WI U.S.A.
www.jwspeaker.com • speaker@jwspeaker.com • 262.251.6660

LED Headlights - Model 9800

ADDITIONAL INFORMATION

J.W. Speaker's Model 9800 is best suited for normal snow plowing, not "high speed" plowing on highways. Consult with your J.W. Speaker salesperson for more information.

The Model 9800 is not designed to be a plug and play for Boss snow plows. If you have a Boss snow plow please see your local Boss dealer for information on the right product to use.

Lamp design integrates acceptance of mating connector Delphi #1205848

SMARTHEAT™ HEATING SYSTEM

The SmartHeat™ heating system senses ambient temperature and turns the integrated heating system in the lens on & off. This system actually clears ice & snow twice as fast as conventional halogen lamps.

When does the heater turn on?

Heater turns on or off according to temperature changes and vehicle power:

- Heater will turn on when temperatures drop, generating enough heat to prevent ice build-up.
- Heater will turn on when powering up, de-icing the light as rapidly as possible.

When does the heater turn off?

Heater will turn off when it senses temperatures increase and are above the high temperature threshold.

Learn more about this technology [here](#).

See Additional Information on page 1 for heated wire installation

PRODUCT WARNINGS

For California residents:

⚠ WARNING: Cancer and reproductive harm - www.P65Warnings.ca.gov.

⚠ AVERTISSEMENT: Cancer et effet nocif sur la reproduction - www.P65Warnings.ca.gov.

Print date: 2026-04-09

© 2026 J.W. Speaker Corporation • Germantown, WI U.S.A.
www.jwspeaker.com • speaker@jwspeaker.com • 262.251.6660

J.W. SPEAKER 
Engineered. Lighting. Solutions.

LED Headlights - Model 9800

RELATED PRODUCTS



Part Number
0550061
12-24V DOT LED Non-Heated Headlight - 2 Light Kit



Part Number
0550161
12-24V ECE LED RHT Non-Heated Headlight - 2 Light Kit



Part Number
0550171
12-24V ECE LED LHT Non-Heated Headlight - 2 Light Kit



Part Number
0551803
24V DOT LED Heated Headlight - 2 Light Kit



Part Number
0551833
24V ECE LED RHT Heated Headlight - 2 Light Kit



Part Number
0552243
12V DOT LED Heated Headlight - 2 Light Kit



Part Number
0552423
12V ECE LED RHT Heated Headlight - 2 Light Kit



Part Number
0552433
12V ECE LED LHT Heated Headlight - 2 Light Kit