

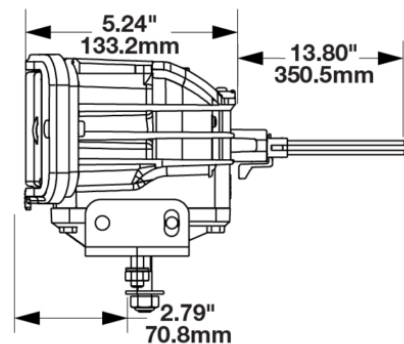
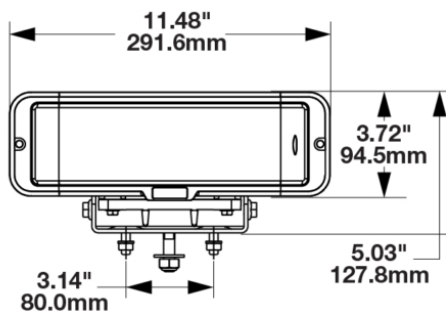
LED Headlights - Model 9800

PRODUCT INFORMATION

Description	12-24V DOT LED Non-Heated Headlight - 2 Light Kit
Height	94.53 mm / 3.72 in
Width	291.58 mm / 11.48 in
Depth	133.17 mm / 5.24 in
Shape	Rectangular
Outer Lens Material	Polycarbonate
Outer Lens Color	Clear
Housing Material	Xenoy
Housing Color	Black
Bezel Color	Black
Mounting Hardware Description	(x4) M8-1.25 x 25 mm OR (x2) 1/2"-13 x 1.75" SS Carraige Bolt
Mounting Type	Universal Pedestal Mount
Retrofits	Pedestal Mount Snow Plow Lights
Mating Connector	Delphi (#12052848)
Product Weight	9.06 lbs / 4.11 kgs
Shipping Weight	10.21 lbs / 4.63 kgs



PRODUCT DIMENSIONS



Print date: 2025-05-10

© 2025 J.W. Speaker Corporation • Germantown, WI U.S.A.
www.jwspeaker.com • speaker@jwspeaker.com • 262.251.6660

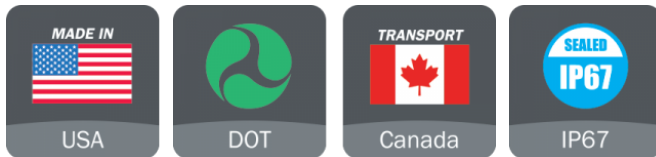
J.W. SPEAKER®
Engineered. Lighting. Solutions.

LED Headlights - Model 9800

ELECTRICAL SPECIFICATIONS

Input Voltage	12-24V DC
Operating Voltage	10-32V DC
Red Wire	Front Position
Black Wire	Ground
White Wire	High Beam
Yellow Wire	Turn
Blue Wire	Non-Functioning
Orange Wire	Low Beam
Current Draw	2.70A @ 12V DC (Low Beam) 3.40A @ 12V DC (High Beam) 0.85A @ 12V DC (Turn Signal) 0.04A @ 12V DC (DRL) 1.20A @ 24V DC (Low Beam) 1.60A @ 24V DC (High Beam) 0.27A @ 24V DC (Turn Signal) 0.03A @ 24V DC (DRL)

REGULATORY STANDARDS COMPLIANCE



Buy America Standards	FMVSS 108 s10.1 (Table XIX)
FMVSS 108 s10.1 (Table XVIII)	FMVSS 108 s7.1 (Table VI)
FMVSS 108 s7.8 (Table XIV)	IEC IP67

Print date: 2025-05-10

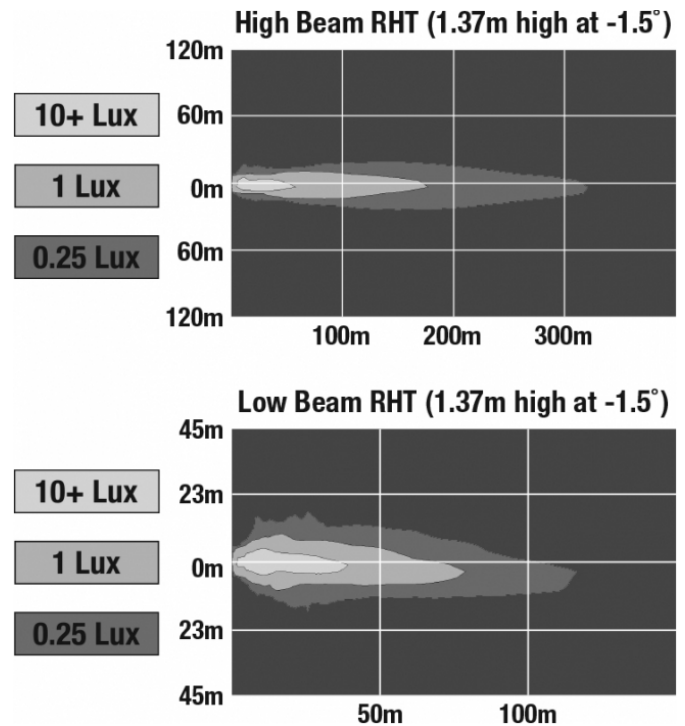
© 2025 J.W. Speaker Corporation • Germantown, WI U.S.A.
www.jwspeaker.com • speaker@jwspeaker.com • 262.251.6660

J.W. SPEAKER®
Engineered. Lighting. Solutions.

LED Headlights - Model 9800

PHOTOMETRIC SPECIFICATIONS

Raw Lumen Output	2,880 (High Beam); 2,160 (Low Beam)
Effective Lumen Output	1,150 (High Beam); 800 (Low Beam)
Candela Output	52,000 (High Beam)
Nominal LED Color Temperature	5000 K
Beam Pattern(s)	Forward Lighting - High Beam (DOT/ECE) Forward Lighting - Low Beam (DOT) Signalization - Turn (Front)



APPLICATIONS



INSTALLATION & APPLICATION INFORMATION

Pedestal mount snow plow lights for single or double bolt mounts. Each lamp comes with mounting hardware for single bolt mount included (1/2-13 x 1.75 SS Carriage Bolt with hex nut and washer), in addition to the 2 M8-1.25 x 25 SS Carriage Bolts for double bolt mounts.

Print date: 2025-05-10

© 2025 J.W. Speaker Corporation • Germantown, WI U.S.A.
www.jwspeaker.com • speaker@jwspeaker.com • 262.251.6660

J.W. SPEAKER®
Engineered. Lighting. Solutions.

LED Headlights - Model 9800

ADDITIONAL INFORMATION

J.W. Speaker's Model 9800 is best suited for normal snow plowing, not "high speed" plowing on highways. Consult with your J.W. Speaker salesperson for more information.

The Model 9800 is not designed to be a plug and play for Boss snow plows. If you have a Boss snow plow please see your local Boss dealer for information on the right product to use.

Lamp design integrates acceptance of mating connector Delphi #1205848

PRODUCT WARNINGS

For California residents:

⚠ **WARNING:** Cancer and reproductive harm - www.P65Warnings.ca.gov.

⚠ **AVERTISSEMENT:** Cancer et effet nocif sur la reproduction - www.P65Warnings.ca.gov.

RELATED PRODUCTS



Part Number
0550161

12-24V ECE LED RHT
Non-Heated Headlight
- 2 Light Kit



Part Number
0550171

12-24V ECE LED LHT
Non-Heated Headlight
- 2 Light Kit



Part Number
0551803

24V DOT LED Heated
Headlight - 2 Light Kit



Part Number
0551833

24V ECE LED RHT
Heated Headlight - 2
Light Kit



Part Number
0551863

24V ECE LED LHT
Heated Headlight - 2
Light Kit



Part Number
0552243

12V DOT LED Heated
Headlight - 2 Light Kit



Part Number
0552423

12V ECE LED RHT
Heated Headlight - 2
Light Kit



Part Number
0552433

12V ECE LED LHT
Heated Headlight - 2
Light Kit

Print date: 2025-05-10

© 2025 J.W. Speaker Corporation • Germantown, WI U.S.A.
www.jwspeaker.com • speaker@jwspeaker.com • 262.251.6660

J.W. SPEAKER®
Engineered. Lighting. Solutions.