


LED Signal Lights - Model 217

PRODUCT INFORMATION

Description	12-24V ECE LED DRL & Front Position Light with 90mm Mounting Assembly Adapter
Height	72.39 mm / 2.85 in
Width	72.39 mm / 2.85 in
Depth	39.62 mm / 1.56 in
Shape	Round
Outer Lens Material	Polycarbonate
Outer Lens Color	Clear
Housing Material	Polycarbonate
Housing Color	Black
Mounting Hardware Description	(x2) M6-1 x 25 Bolts
Mounting Type	Universal Mount
Minimum Operating Temperature	-40 °C / -40 °F
Maximum Operating Temperature	65 °C / 149 °F
Connector or Wiring	610mm Cable
Shipping Weight	0.23 lbs / 0.1 kgs

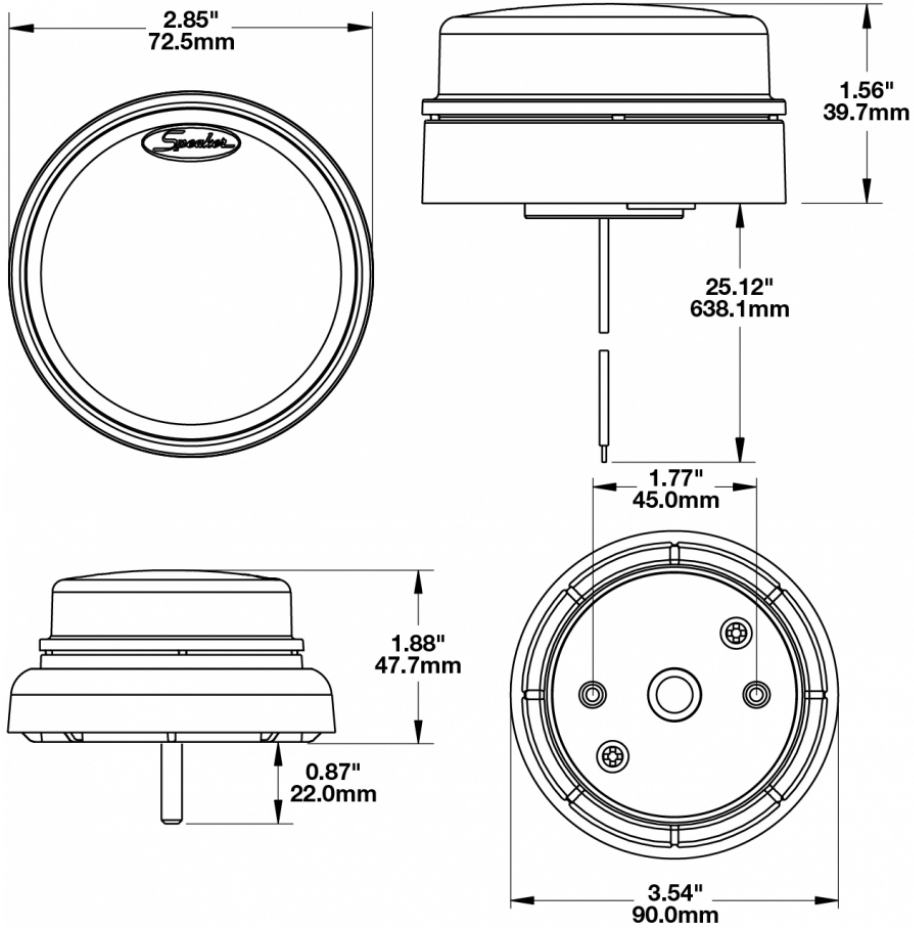


Print date: 2017-12-13

© 2017 J.W. Speaker Corporation • Germantown, WI U.S.A.
www.jwspeaker.com • speaker@jwspeaker.com • 262.251.6660

LED Signal Lights - Model 217

PRODUCT DIMENSIONS



Print date: 2017-12-13

© 2017 J.W. Speaker Corporation • Germantown, WI U.S.A.
www.jwspeaker.com • speaker@jwspeaker.com • 262.251.6660

LED Signal Lights - Model 217

ELECTRICAL SPECIFICATIONS

Input Voltage	12-24V DC
Green Wire	DRL
Red Wire	Front Position
Black Wire	Ground
Current Draw	0.55A @ 12V DC (DRL) 0.30A @ 24V DC (DRL) 0.05A @ 12V DC (Front Position) 0.03A @ 24V DC (Front Position)

REGULATORY STANDARDS COMPLIANCE



Buy America Standards	ECE Reg 7
ECE Reg 87	Eco Friendly
IEC IP67	

PHOTOMETRIC SPECIFICATIONS

Nominal LED Color Temperature	5000 K
Beam Pattern(s)	Forward Lighting - Daytime Running Light Signalization - Front Position

Print date: 2017-12-13

© 2017 J.W. Speaker Corporation • Germantown, WI U.S.A.
www.jwspeaker.com • speaker@jwspeaker.com • 262.251.6660

LED Signal Lights - Model 217

APPLICATIONS




RELATED PRODUCTS



Part Number
0345411
12-24V ECE LED Stop
& Tail Light without
90mm Mounting
Assembly Adapter



Part Number
0345421
12-24V ECE LED
Backup Light without
90mm Mounting
Assembly Adapter



Part Number
0345441
12-24V ECE LED Turn
Signal without 90mm
Mounting Assembly
Adapter



Part Number
0345451
12-24V ECE LED DRL &
Front Position Light
without 90mm
Mounting Assembly
Adapter



Part Number
0345521
12-24V ECE LED Turn
Signal with 90mm
Mounting Assembly
Adapter