

LED Signal Lights - Model 217

PRODUCT INFORMATION

Description	12-24V SAE/ECE LED DRL & Front Position Light with 90mm Mounting Assembly Adapter
Height	72.39 mm / 2.85 in
Width	72.39 mm / 2.85 in
Depth	39.62 mm / 1.56 in
Shape	Round
Outer Lens Material	Polycarbonate
Outer Lens Color	Clear
Housing Material	Polycarbonate
Housing Color	Black
Mounting Hardware Description	(x2) #8-1/2" x Screws
Mounting Type	Universal Mount
Minimum Operating Temperature	-40 °C / -40 °F
Maximum Operating Temperature	65 °C / 149 °F
Connector or Wiring	610mm Cable
Product Weight	0.20 lbs / 0.09 kgs
Shipping Weight	0.23 lbs / 0.1 kgs

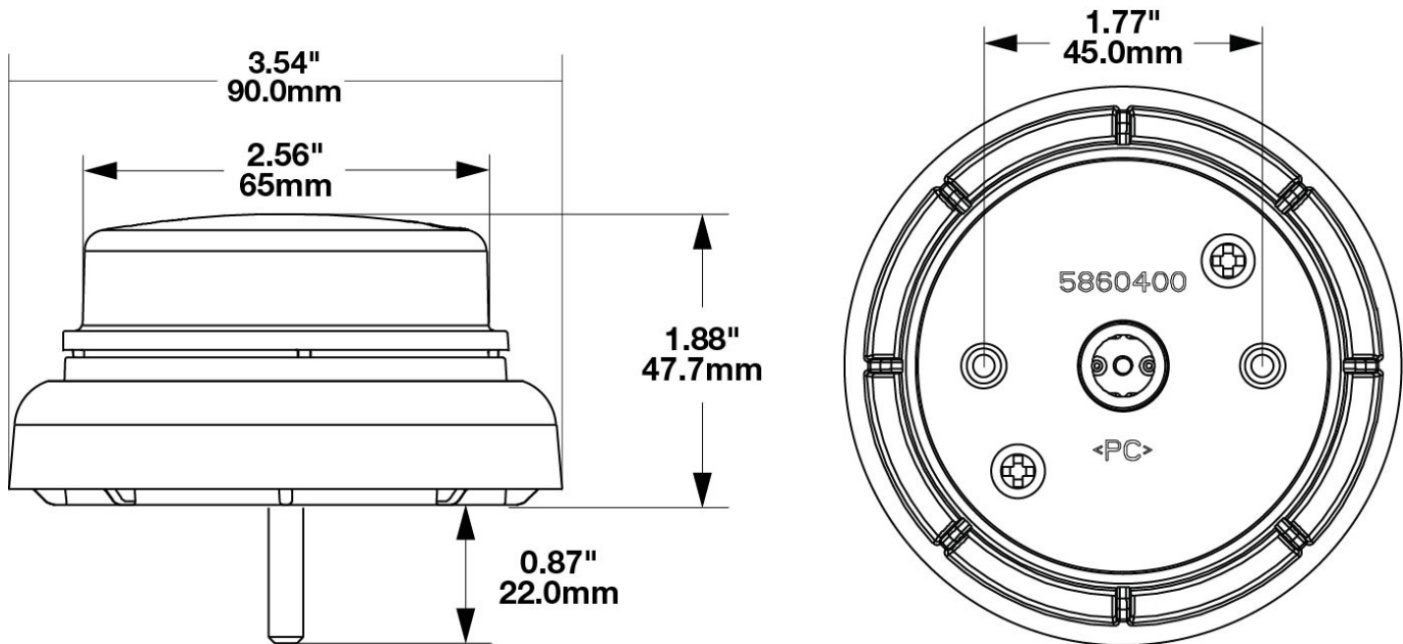


Print date: 2026-04-02

© 2026 J.W. Speaker Corporation • Germantown, WI U.S.A.
www.jwspeaker.com • speaker@jwspeaker.com • 262.251.6660

LED Signal Lights - Model 217

PRODUCT DIMENSIONS



ELECTRICAL SPECIFICATIONS

Input Voltage	12-24V DC
Green Wire	DRL
Red Wire	Front Position
Black Wire	Ground
Current Draw	0.55A @ 12V DC (DRL) 0.30A @ 24V DC (DRL) 0.05A @ 12V DC (Front Position) 0.03A @ 24V DC (Front Position)

Print date: 2026-04-02

© 2026 J.W. Speaker Corporation • Germantown, WI U.S.A.
www.jwspeaker.com • speaker@jwspeaker.com • 262.251.6660

LED Signal Lights - Model 217

REGULATORY STANDARDS COMPLIANCE



Buy America Standards
ECE Reg 87
IEC IP67

ECE Reg 7
Eco Friendly

PHOTOMETRIC SPECIFICATIONS

Nominal LED Color Temperature 5000 K

Beam Pattern(s) Forward Lighting - Daytime
Running Light
Signalization - Front Position

APPLICATIONS



PRODUCT WARNINGS

For California residents:

⚠ **WARNING:** Cancer and reproductive harm - www.P65Warnings.ca.gov.

⚠ **AVERTISSEMENT:** Cancer et effet nocif sur la reproduction - www.P65Warnings.ca.gov.

Print date: 2026-04-02

© 2026 J.W. Speaker Corporation • Germantown, WI U.S.A.
www.jwspeaker.com • speaker@jwspeaker.com • 262.251.6660

LED Signal Lights - Model 217


RELATED PRODUCTS




Part Number
0345411
12-24V ECE LED Stop
& Tail Light without
90mm Mounting
Assembly Adapter



Part Number
0345421
12-24V SAE/ECE LED
Backup Light without
90mm Mounting
Assembly Adapter



Part Number
0345441
12-24V SAE/ECE LED
Turn Signal without
90mm Mounting
Assembly Adapter



Part Number
0345461
12-24V SAE/ECE LED
DRL & Front Position
Light without 90mm
Mounting Assembly
Adapter



Part Number
0345521
12-24V SAE/ECE LED
Turn Signal with
90mm Mounting
Assembly Adapter