

LED Signal Lights - Model 217

PRODUCT INFORMATION

Description	12-24V SAE/ECE LED Backup Light without 90mm Mounting Assembly Adapter
Height	72.39 mm / 2.85 in
Width	72.39 mm / 2.85 in
Depth	39.62 mm / 1.56 in
Shape	Round
Outer Lens Material	Polycarbonate
Outer Lens Color	Clear
Housing Material	Polycarbonate
Housing Color	Black
Mounting Hardware Description	(x2) #8-1/2" x Screws
Mounting Type	Universal Mount
Minimum Operating Temperature	-40 °C / -40 °F
Maximum Operating Temperature	65 °C / 149 °F
Connector or Wiring	610mm Cable
Product Weight	0.20 lbs / 0.09 kgs
Shipping Weight	0.23 lbs / 0.1 kgs



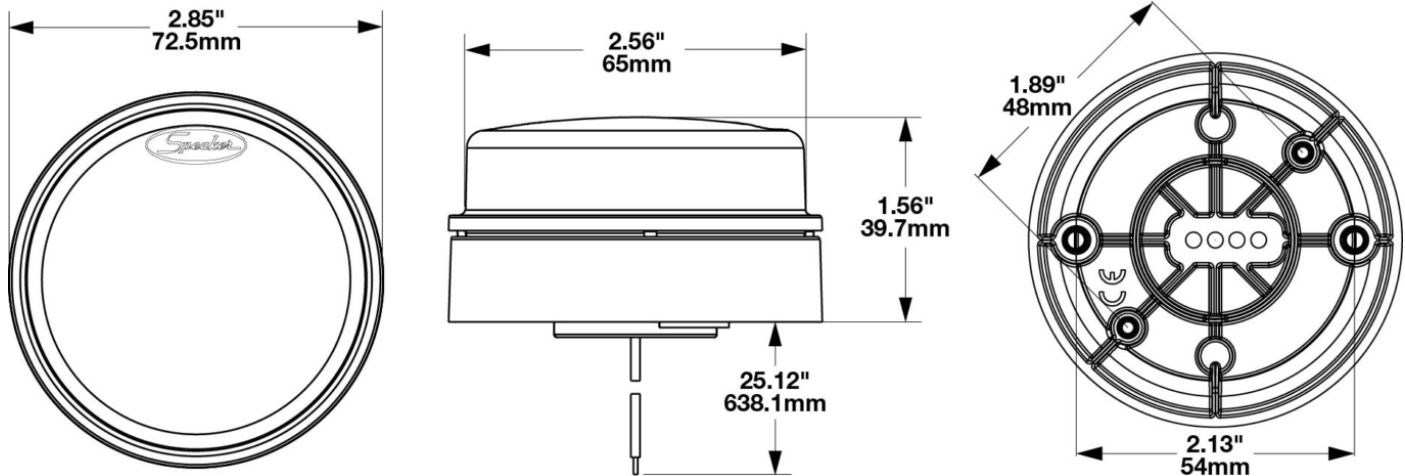
Print date: 2026-07-01

© 2026 J.W. Speaker Corporation • Germantown, WI U.S.A.
www.jwspeaker.com • speaker@jwspeaker.com • 262.251.6660

J.W. SPEAKER 
Engineered. Lighting. Solutions.

LED Signal Lights - Model 217

PRODUCT DIMENSIONS



ELECTRICAL SPECIFICATIONS

Input Voltage	12-24V DC
White Wire	Backup
Black Wire	Ground
Current Draw	0.12A @ 12V DC 0.07A @ 24V DC

REGULATORY STANDARDS COMPLIANCE



Buy America Standards
Eco Friendly
IEC IP67

ECE Reg 23
FMVSS 108 s7.6 (Table XII)

Print date: 2026-07-01


© 2026 J.W. Speaker Corporation • Germantown, WI U.S.A.
www.jwspeaker.com • speaker@jwspeaker.com • 262.251.6660

LED Signal Lights - Model 217

PHOTOMETRIC SPECIFICATIONS

Nominal LED Color 5000 K
Temperature

APPLICATIONS



PRODUCT WARNINGS

For California residents:

⚠ **WARNING:** Cancer and reproductive harm - www.P65Warnings.ca.gov.


⚠ **AVERTISSEMENT:** Cancer et effet nocif sur la reproduction - www.P65Warnings.ca.gov.

RELATED PRODUCTS



Part Number
0345411

12-24V ECE LED Stop
& Tail Light without
90mm Mounting
Assembly Adapter



Part Number
0345441

12-24V SAE/ECE LED
Turn Signal without
90mm Mounting
Assembly Adapter



Part Number
0345451

12-24V SAE/ECE LED
DRL & Front Position
Light with 90mm
Mounting Assembly
Adapter



Part Number
0345461

12-24V SAE/ECE LED
DRL & Front Position
Light without 90mm
Mounting Assembly
Adapter



Part Number
0345521

12-24V SAE/ECE LED
Turn Signal with
90mm Mounting
Assembly Adapter

Print date: 2026-07-01

© 2026 J.W. Speaker Corporation • Germantown, WI U.S.A.
www.jwspeaker.com • speaker@jwspeaker.com • 262.251.6660

J.W. SPEAKER
Engineered. Lighting. Solutions.