


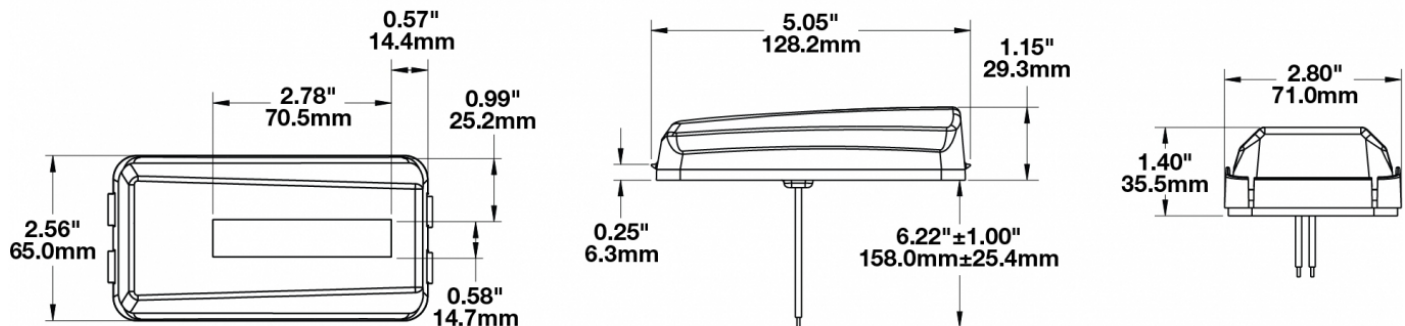
LED Side Turn Signal & Marker Lights - Model 157

PRODUCT INFORMATION

| | |
|--------------------------------------|---|
| Description | 12-24V ECE/SAE LED Amber Side Marker/Side Turn Signal |
| Height | 128.27 mm / 5.05 in |
| Width | 71.12 mm / 2.8 in |
| Depth | 35.56 mm / 1.4 in |
| Shape | Rectangular |
| Outer Lens Material | Acrylic |
| Outer Lens Color | Amber |
| Housing Material | ABS |
| Housing Color | Black |
| Mounting Type | Low Profile Mount |
| Minimum Operating Temperature | -40 °C / -40 °F |
| Maximum Operating Temperature | 65 °C / 149 °F |
| Shipping Weight | 0.86 lbs / 0.39 kgs |



PRODUCT DIMENSIONS



Print date: 2018-02-25

© 2018 J.W. Speaker Corporation • Germantown, WI U.S.A.
www.jwspeaker.com • speaker@jwspeaker.com • 262.251.6660

LED Side Turn Signal & Marker Lights - Model 157

ELECTRICAL SPECIFICATIONS

| | |
|----------------------|---------------------------------|
| Input Voltage | 12-24V DC |
| Red Wire | Turn |
| Yellow Wire | Side |
| Black Wire | Negative |
| Current Draw | 0.41A @ 12V DC 0.2A @ 24V DC |

REGULATORY STANDARDS COMPLIANCE

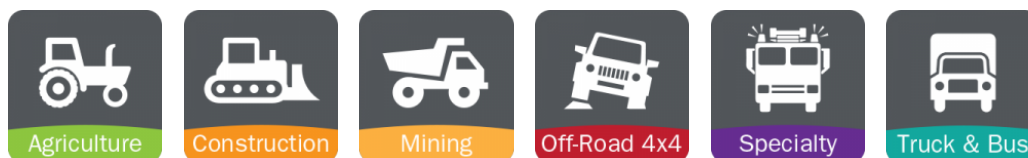


| | |
|-----------------------|--------------|
| Buy America Standards | ECE Reg 6 |
| ECE Reg 91 | Eco Friendly |
| FMVSS 108 Table X | IEC IP67 |
| SAE J2042 | SAE J592 |
| SAE J914 | |

PHOTOMETRIC SPECIFICATIONS

| | |
|------------------------|---|
| Beam Pattern(s) | Signalization - Turn (Front) Signalization - Turn (Rear) |
|------------------------|---|

APPLICATIONS



Print date: 2018-02-25

© 2018 J.W. Speaker Corporation • Germantown, WI U.S.A.
www.jwspeaker.com • speaker@jwspeaker.com • 262.251.6660

J.W. SPEAKER
Engineered. Lighting. Solutions.


LED Side Turn Signal & Marker Lights - Model 157

RELATED PRODUCTS



Part Number
0344301

12-24V ECE/SAE LED
Clear Side Turn Signal
with Mount



Part Number
0344311

12-24V ECE/SAE LED
Amber Side Turn
Signal with Mount