

LED Headlights & Fog Lights - Model 95

PRODUCT INFORMATION

| | |
|--------------------------------------|--|
| Description | 12-24V DOT/ECE LED High Beam - 1 Light |
| Height | 130.00 mm / 5.12 in |
| Width | 108.00 mm / 4.25 in |
| Depth | 110.00 mm / 4.33 in |
| Shape | Round |
| Outer Lens Material | Polycarbonate |
| Outer Lens Color | Clear |
| Housing Material | Aluminum |
| Housing Color | Black |
| Bezel Color | Black |
| Mounting Type | Panel |
| Retrofits | PACCAR P54-1062-200 Driving Lamp |
| Minimum Operating Temperature | -40 °C / -40 °F |
| Maximum Operating Temperature | 65 °C / 149 °F |
| Connector or Wiring | Packard #12162000 |
| Mating Connector | Packard #12052641 |
| Product Weight | 1.22 lbs / 0.55 kgs |
| Shipping Weight | 1.41 lbs / 0.64 kgs |



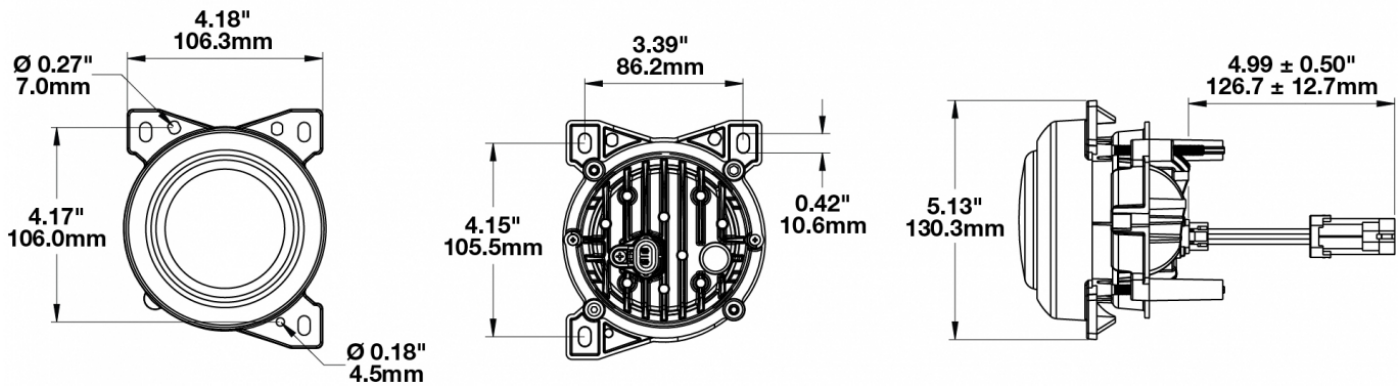
Print date: 2026-04-02

© 2026 J.W. Speaker Corporation • Germantown, WI U.S.A.
 www.jwspeaker.com • speaker@jwspeaker.com • 262.251.6660

J.W. SPEAKER 
 Engineered. Lighting. Solutions.

LED Headlights & Fog Lights - Model 95

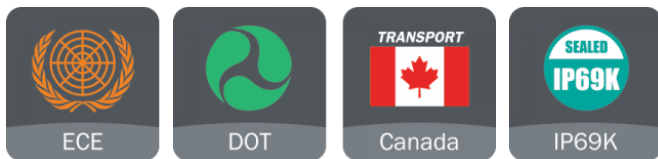
PRODUCT DIMENSIONS



ELECTRICAL SPECIFICATIONS

| | |
|-----------------------------------|--|
| Input Voltage | 12-24V DC |
| Operating Voltage | 10-30V DC |
| Transient Spike Protection | 150V Peak @ 1 HZ-100 Pulses |
| Red Wire | Positive |
| Black Wire | Ground |
| Current Draw | 0.80A @ 12V DC (High Beam) 0.40A @ 24V DC (High Beam) |

REGULATORY STANDARDS COMPLIANCE



ECE Reg 112
IEC IP69K

FMVSS 108 s10.1 (Table XVIII)

Print date: 2026-04-02

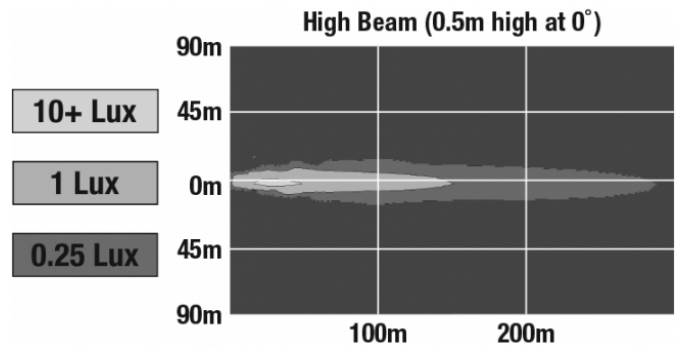
© 2026 J.W. Speaker Corporation • Germantown, WI U.S.A.
www.jwspeaker.com • speaker@jwspeaker.com • 262.251.6660

J.W. SPEAKER
Engineered. Lighting. Solutions.

LED Headlights & Fog Lights - Model 95

PHOTOMETRIC SPECIFICATIONS

| | |
|--------------------------------------|----------------------------|
| Candela Output | 45,000 |
| Nominal LED Color Temperature | 5000 K |
| Beam Pattern(s) | Forward Lighting - Driving |



APPLICATIONS



INSTALLATION & APPLICATION INFORMATION

Compliance & Legal Usage

DOT-compliance for legal on-road use requires that the Model 95 high beam be used in conjunction with your stock headlights, turning off the high beam when faced with oncoming traffic.

Retrofit Information

The Model 95 kits offer drop-in replacements for the following semi trucks:

- 2013-2015 Peterbilt 579
- 2011-2015 Peterbilt 587
- 2008-2015 Kenworth T660

PRODUCT WARNINGS

For California residents:

⚠ WARNING: Cancer and reproductive harm - www.P65Warnings.ca.gov.

⚠ AVERTISSEMENT: Cancer et effet nocif sur la reproduction - www.P65Warnings.ca.gov.

Print date: 2026-04-02

© 2026 J.W. Speaker Corporation • Germantown, WI U.S.A.
www.jwspeaker.com • speaker@jwspeaker.com • 262.251.6660

LED Headlights & Fog Lights - Model 95

RELATED PRODUCTS



Part Number
0553713
12-24V DOT/ECE LED
High Beam Headlight -
2 Light Kit



Part Number
0553733
12-24V SAE/ECE RHT
& LHT LED
Harmonized Fog Light
- 2 Light Kit



Part Number
0553741
12-24V SAE/ECE RHT
& LHT LED
Harmonized Fog Light
- 1 Light