

LED Headlights - Model 8910 Evolution 2

PRODUCT INFORMATION

| | |
|--------------------------------------|---|
| Description | 12-24V ECE LED LHT High & Low Beam Heated Headlight with Black Inner Bezel |
| Height | 141.99 mm / 5.59 in |
| Width | 199.90 mm / 7.87 in |
| Depth | 95.00 mm / 3.74 in |
| Shape | Rectangular |
| Outer Lens Material | Polycarbonate |
| Outer Lens Color | Clear |
| Housing Material | Die-Cast Aluminum |
| Housing Color | Black |
| Bezel Color | Black |
| Retrofits | 2B1 5" X 7" Headlights |
| Minimum Operating Temperature | -40 °C / -40 °F |
| Maximum Operating Temperature | 65 °C / 149 °F |
| Connector or Wiring | H4 |
| Mating Connector | H4 AMP#172615-2 |
| Product Weight | 2.74 lbs / 1.24 kgs |
| Shipping Weight | 3.89 lbs / 1.76 kgs |



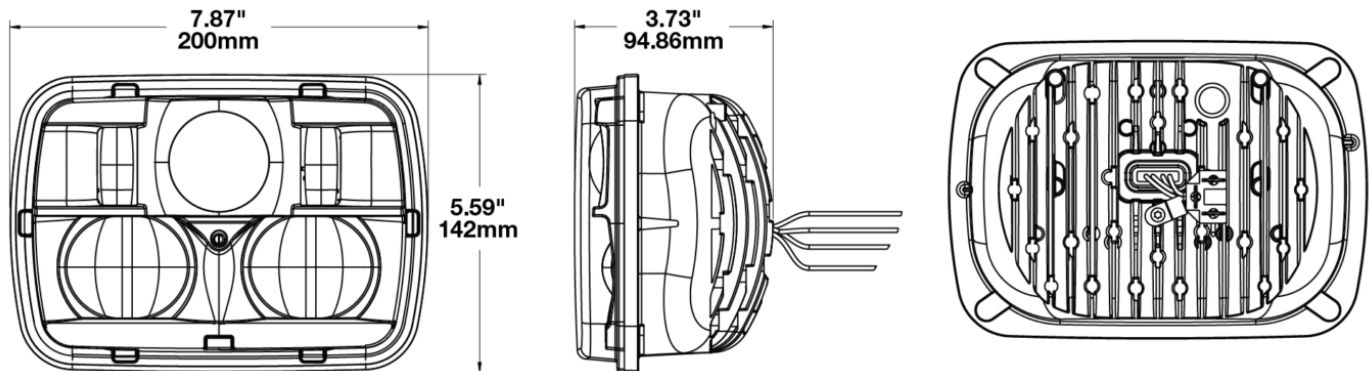
Print date: 2025-07-05

© 2025 J.W. Speaker Corporation • Germantown, WI U.S.A.
www.jwspeaker.com • speaker@jwspeaker.com • 262.251.6660

J.W. SPEAKER®
Engineered. Lighting. Solutions.

LED Headlights - Model 8910 Evolution 2

PRODUCT DIMENSIONS



ELECTRICAL SPECIFICATIONS

| | |
|-----------------------------------|--|
| Input Voltage | 12-24V DC |
| Operating Voltage | 10-32V DC |
| Transient Spike Protection | 150V Peak @ 1 HZ-100 Pulses |
| Black Wire | Ground |
| Yellow Wire | Low Beam |
| White Wire | High Beam |
| Red Wire | Front Position* |
| Current Draw | 5.35A @ 12V DC (High Beam) 4.30A @ 12V DC (Low Beam) 2.80A @ 12V DC (Front Position) 2.50A @ 24V DC (High Beam) 2.10A @ 24V DC (Low Beam) 1.32A @ 24V DC (Front Position) |

Print date: 2025-07-05

© 2025 J.W. Speaker Corporation • Germantown, WI U.S.A.
www.jwspeaker.com • speaker@jwspeaker.com • 262.251.6660

J.W. SPEAKER®
Engineered. Lighting. Solutions.

LED Headlights - Model 8910 Evolution 2

REGULATORY STANDARDS COMPLIANCE

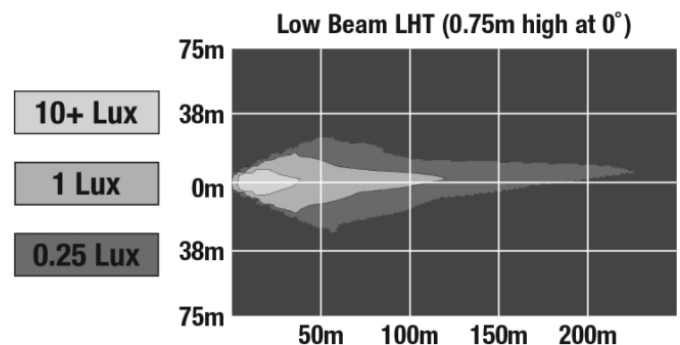
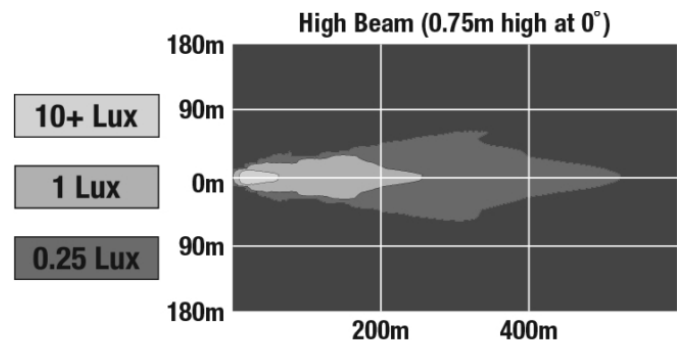


Buy America Standards
ECE Reg 112
Eco Friendly

ECE Reg 10
ECE Reg 7
IEC IP69K

PHOTOMETRIC SPECIFICATIONS

| | |
|-------------------------------|---|
| Raw Lumen Output | 3,015 (High Beam); 2,250 (Low Beam) |
| Effective Lumen Output | 1,320 (High Beam); 975 (Low Beam) |
| Beam Pattern(s) | Forward Lighting - High Beam (ECE) Forward Lighting - Low Beam (ECE Left Hand) Signalization - Front Position |



Print date: 2025-07-05

© 2025 J.W. Speaker Corporation • Germantown, WI U.S.A.
www.jwspeaker.com • speaker@jwspeaker.com • 262.251.6660

LED Headlights - Model 8910 Evolution 2

APPLICATIONS



ADDITIONAL INFORMATION

*Front position light is a requirement outside of North America. If your vehicle is operated in North America, you do not need to connect this wire unless your vehicle is equipped with a front position light.

SMARTHEAT™ HEATING SYSTEM

The SmartHeat™ heating system senses ambient temperature and turns the integrated heating system in the lens on & off. This system actually clears ice & snow twice as fast as conventional halogen lamps.

When does the heater turn on?

Heater turns on or off according to temperature changes and vehicle power:

- Heater will turn on when temperatures drop, generating enough heat to prevent ice build-up.
- Heater will turn on when powering up, de-icing the light as rapidly as possible.

When does the heater turn off?

Heater will turn off when it senses temperatures increase and are above the high temperature threshold.

Learn more about this technology [here](#).

PRODUCT WARNINGS

For California residents:

⚠ **WARNING:** Cancer and reproductive harm - www.P65Warnings.ca.gov.

⚠ **AVERTISSEMENT:** Cancer et effet nocif sur la reproduction - www.P65Warnings.ca.gov.

Print date: 2025-07-05

© 2025 J.W. Speaker Corporation • Germantown, WI U.S.A.
www.jwspeaker.com • speaker@jwspeaker.com • 262.251.6660

J.W. SPEAKER®
Engineered. Lighting. Solutions.

LED Headlights - Model 8910 Evolution 2

ACCESSORIES



Part Number
8000381

H4/H4 Anti-Flicker
Harness for J.W.
Speaker LED
headlights

RELATED PRODUCTS



Part Number
0554421

12-24V ECE LED LHT
High & Low Beam
Heated Headlight with
Chrome Inner Bezel



Part Number
0554461

12-24V DOT/ECE LED
RHT High & Low Beam
Heated Headlight with
Chrome Inner Bezel



Part Number
0554481

12-24V DOT/ECE LED
RHT High & Low Beam
Heated Headlight with
Black Inner Bezel