

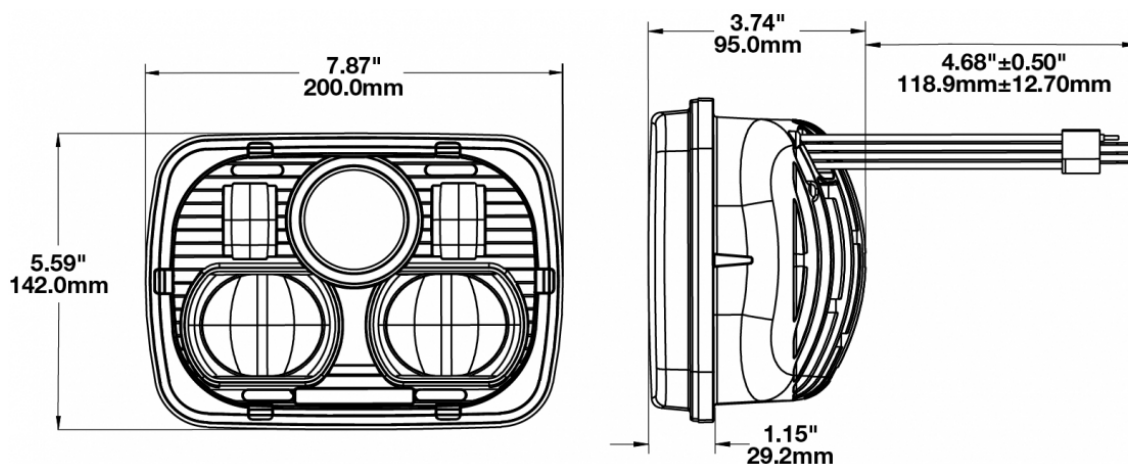
LED Headlights - Model 8900 Evolution

PRODUCT INFORMATION

| | |
|--------------------------------------|---|
| Description | 12-24V ECE LED RHT High & Low Beam Headlight with Black Inner Bezel |
| Height | 141.99 mm / 5.59 in |
| Width | 199.90 mm / 7.87 in |
| Depth | 95.00 mm / 3.74 in |
| Shape | Rectangular |
| Outer Lens Material | Polycarbonate |
| Outer Lens Color | Clear |
| Housing Material | Aluminum |
| Housing Color | Gray |
| Bezel Color | Black |
| Retrofits | 2B1 5" X 7" headlights |
| Minimum Operating Temperature | -40 °C / -40 °F |
| Maximum Operating Temperature | 65 °C / 149 °F |
| Connector or Wiring | H4 |
| Mating Connector | H4 AMP#172615-2 |
| Product Weight | 2.67 lbs / 1.21 kgs |



PRODUCT DIMENSIONS



Print date: 2017-06-23

© 2017 J.W. Speaker Corporation • Germantown, WI U.S.A.
 www.jwspeaker.com • speaker@jwspeaker.com • 262.251.6660

J.W. SPEAKER
 Engineered. Lighting. Solutions.

LED Headlights - Model 8900 Evolution

ELECTRICAL SPECIFICATIONS

| | |
|--------------------------|---|
| Input Voltage | 12-24V DC |
| Operating Voltage | 9-32V DC |
| Black Wire | Ground |
| Yellow Wire | Low Beam |
| White Wire | High Beam |
| Red Wire | Front Position |
| Current Draw | 2.60A @ 12V DC (High Beam) 2.20A @ 12V DC (Low Beam) 0.20A @ 12V DC (Front Position) 1.23A @ 24V DC (High Beam) 2.2A @ 24V DC (Low Beam) 0.11A @ 24V DC (Front Position) |

REGULATORY STANDARDS COMPLIANCE



Buy America Standards
ECE Reg 7
IEC IP67

ECE Reg 112
Eco Friendly

Print date: 2017-06-23

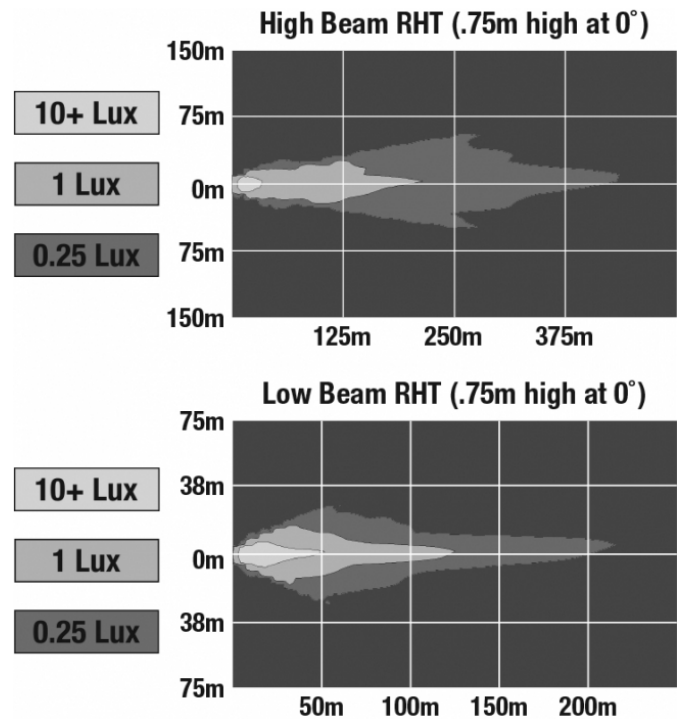
© 2017 J.W. Speaker Corporation • Germantown, WI U.S.A.
www.jwspeaker.com • speaker@jwspeaker.com • 262.251.6660

J.W. SPEAKER 
Engineered. Lighting. Solutions.

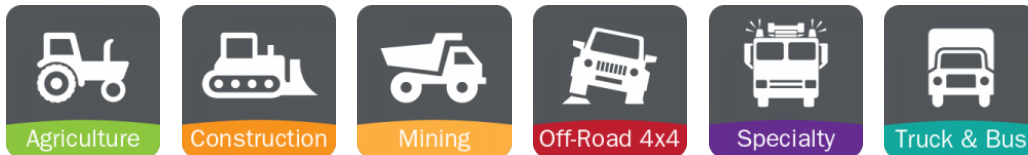
LED Headlights - Model 8900 Evolution

PHOTOMETRIC SPECIFICATIONS

| | |
|--------------------------------------|--|
| Raw Lumen Output | 1,770 (High Beam); 1,350 (Low Beam) |
| Effective Lumen Output | 850 (High Beam); 650 (Low Beam) |
| Candela Output | 54,924 (High Beam); 40,492 (Low Beam) |
| Nominal LED Color Temperature | 5000 K |
| Beam Pattern(s) | Forward Lighting - High Beam (DOT/ECE) Forward Lighting - Low Beam (ECE Right Hand) Signalization - Front Position |



APPLICATIONS



Print date: 2017-06-23

© 2017 J.W. Speaker Corporation • Germantown, WI U.S.A.
www.jwspeaker.com • speaker@jwspeaker.com • 262.251.6660

LED Headlights - Model 8900 Evolution

ACCESSORIES



Part Number
3157041
5x7 Housing Assembly
for 8900 Evolution
Series Headlights

RELATED PRODUCTS



Part Number
0550071
12-24V DOT LED High
& Low Beam Headlight
with Chrome Inner
Bezel



Part Number
0550081
12-24V ECE LED LHT
High & Low Beam
Headlight with Chrome
Inner Bezel



Part Number
0550091
12-24V ECE LED RHT
High & Low Beam
Headlight with Chrome
Inner Bezel



Part Number
0550111
12-24V DOT LED High
& Low Beam Headlight
with Black Inner Bezel



Part Number
0550121
12-24V ECE LED LHT
High & Low Beam
Headlight with Black
Inner Bezel