

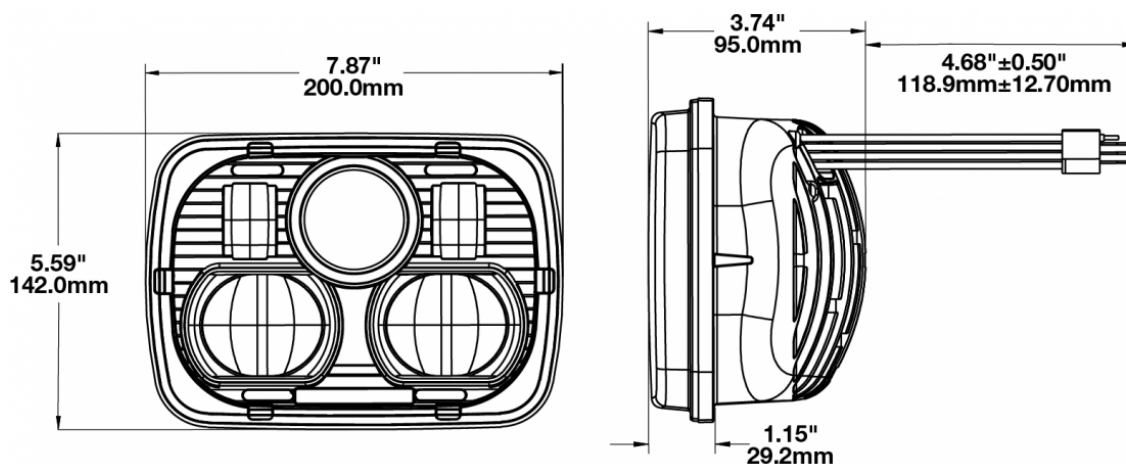
# LED Headlights - Model 8900 Evolution

## PRODUCT INFORMATION

<b>Description</b>	12-24V ECE LED LHT High & Low Beam Headlight with Black Inner Bezel
<b>Height</b>	141.99 mm / 5.59 in
<b>Width</b>	199.90 mm / 7.87 in
<b>Depth</b>	95.00 mm / 3.74 in
<b>Shape</b>	Rectangular
<b>Outer Lens Material</b>	Polycarbonate
<b>Outer Lens Color</b>	Clear
<b>Housing Material</b>	Aluminum
<b>Housing Color</b>	Gray
<b>Bezel Color</b>	Black
<b>Retrofits</b>	2B1 5" X 7" headlights
<b>Minimum Operating Temperature</b>	-40 °C / -40 °F
<b>Maximum Operating Temperature</b>	65 °C / 149 °F
<b>Connector or Wiring</b>	H4
<b>Mating Connector</b>	H4 AMP#172615-2
<b>Product Weight</b>	2.67 lbs / 1.21 kgs



## PRODUCT DIMENSIONS



Print date: 2017-08-23

© 2017 J.W. Speaker Corporation • Germantown, WI U.S.A.  
 www.jwspeaker.com • speaker@jwspeaker.com • 262.251.6660

**J.W. SPEAKER**   
 Engineered. Lighting. Solutions.

# LED Headlights - Model 8900 Evolution

## ELECTRICAL SPECIFICATIONS

---

<b>Input Voltage</b>	12-24V DC
<b>Operating Voltage</b>	9-32V DC
<b>Black Wire</b>	Ground
<b>Yellow Wire</b>	Low Beam
<b>White Wire</b>	High Beam
<b>Red Wire</b>	Front Position
<b>Current Draw</b>	2.60A @ 12V DC (High Beam) 2.20A @ 12V DC (Low Beam) 0.20A @ 12V DC (Front Position) 1.23A @ 24V DC (High Beam) 2.2A @ 24V DC (Low Beam) 0.11A @ 24V DC (Front Position)

## REGULATORY STANDARDS COMPLIANCE

---



Buy America Standards  
ECE Reg 7  
IEC IP67



ECE Reg 112  
Eco Friendly

Print date: 2017-08-23

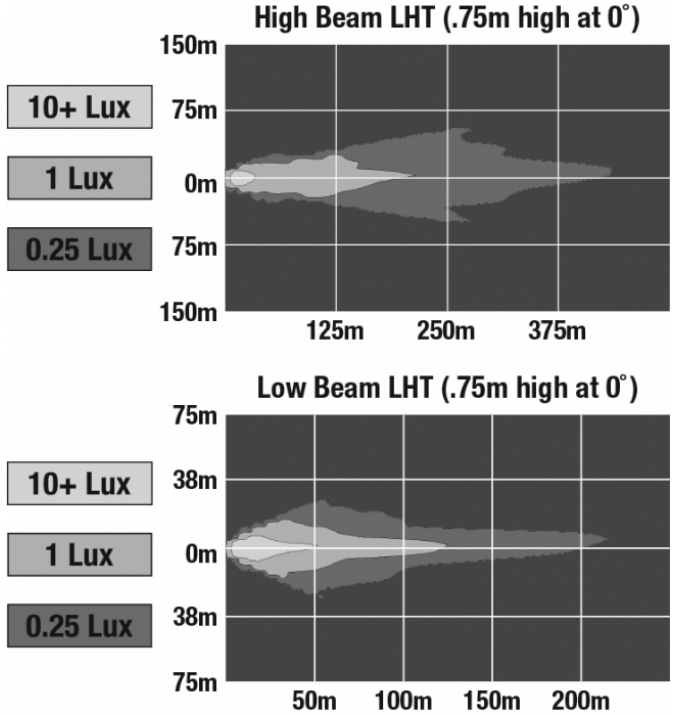
© 2017 J.W. Speaker Corporation • Germantown, WI U.S.A.  
www.jwspeaker.com • speaker@jwspeaker.com • 262.251.6660

**J.W. SPEAKER**   
Engineered. Lighting. Solutions.

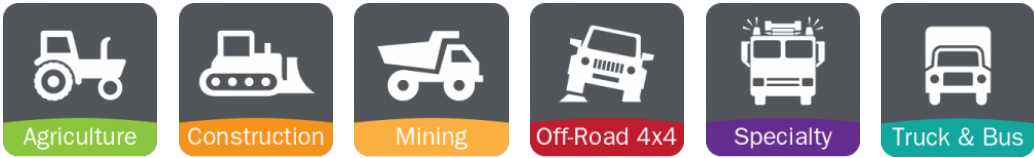
# LED Headlights - Model 8900 Evolution

## PHOTOMETRIC SPECIFICATIONS

<b>Raw Lumen Output</b>	1,770 (High Beam); 1,350 (Low Beam)
<b>Effective Lumen Output</b>	850 (High Beam); 650 (Low Beam)
<b>Candela Output</b>	54,924 (High Beam); 40,492 (Low Beam)
<b>Nominal LED Color Temperature</b>	5000 K
<b>Beam Pattern(s)</b>	Forward Lighting - High Beam (DOT/ECE) Forward Lighting - Low Beam (ECE Left Hand) Signalization - Front Position



## APPLICATIONS



Print date: 2017-08-23

© 2017 J.W. Speaker Corporation • Germantown, WI U.S.A.  
www.jwspeaker.com • speaker@jwspeaker.com • 262.251.6660



# LED Headlights - Model 8900 Evolution

## ACCESSORIES

---



**Part Number**  
**3157041**

5x7 Housing Assembly  
for 8900 Evolution  
Series Headlights

## RELATED PRODUCTS

---



**Part Number**  
**0550071**

12-24V DOT LED High  
& Low Beam Headlight  
with Chrome Inner  
Bezel



**Part Number**  
**0550081**

12-24V ECE LED LHT  
High & Low Beam  
Headlight with Chrome  
Inner Bezel



**Part Number**  
**0550091**

12-24V ECE LED RHT  
High & Low Beam  
Headlight with Chrome  
Inner Bezel



**Part Number**  
**0550111**

12-24V DOT LED High  
& Low Beam Headlight  
with Black Inner Bezel



**Part Number**  
**0550131**

12-24V ECE LED RHT  
High & Low Beam  
Headlight with Black  
Inner Bezel

---

**Print date: 2017-08-23**

© 2017 J.W. Speaker Corporation • Germantown, WI U.S.A.  
www.jwspeaker.com • speaker@jwspeaker.com • 262.251.6660