

LED Headlights - Model 8900 Evolution 2

PRODUCT INFORMATION

Description	12-24V DOT/ECE LED RHT High & Low Beam Headlight with Chrome Inner Bezel - Single Light
Height	141.99 mm / 5.59 in
Width	199.90 mm / 7.87 in
Depth	95.00 mm / 3.74 in
Shape	Rectangular
Outer Lens Material	Polycarbonate
Outer Lens Color	Clear
Housing Material	Die-Cast Aluminum
Housing Color	Black
Bezel Color	Chrome
Retrofits	2B1 5" X 7" Headlights
Minimum Operating Temperature	-40 °C / -40 °F
Maximum Operating Temperature	65 °C / 149 °F
Connector or Wiring	H4
Mating Connector	H4 AMP#172615-2
Product Weight	2.63 lbs / 1.19 kgs
Shipping Weight	3.22 lbs / 1.46 kgs



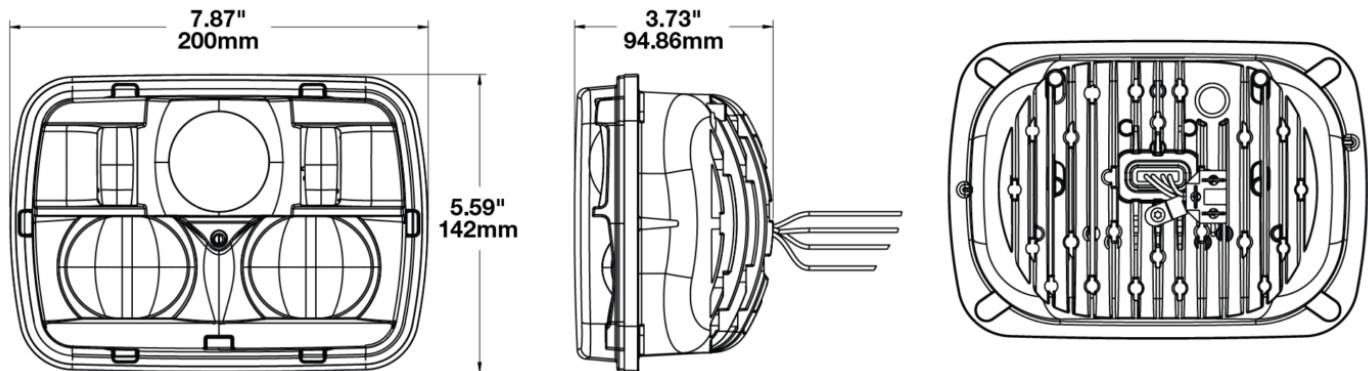
Print date: 2026-04-05

© 2026 J.W. Speaker Corporation • Germantown, WI U.S.A.
www.jwspeaker.com • speaker@jwspeaker.com • 262.251.6660

J.W. SPEAKER 
Engineered. Lighting. Solutions.

LED Headlights - Model 8900 Evolution 2

PRODUCT DIMENSIONS



ELECTRICAL SPECIFICATIONS

Input Voltage	12-24V DC
Operating Voltage	10-32V DC
Transient Spike Protection	150V Peak @ 1 HZ-100 Pulses
Black Wire	Ground
Yellow Wire	Low Beam
White Wire	High Beam
Red Wire	Front Position*
Current Draw	1.94A @ 12V DC (High Beam) 1.67A @ 12V DC (Low Beam) 0.22A @ 12V DC (Front Position) 1.03A @ 24V DC (High Beam) 0.87A @ 24V DC (Low Beam) 0.16A @ 24V DC (Front Position)

Print date: 2026-04-05

© 2026 J.W. Speaker Corporation • Germantown, WI U.S.A.
www.jwspeaker.com • speaker@jwspeaker.com • 262.251.6660

LED Headlights - Model 8900 Evolution 2

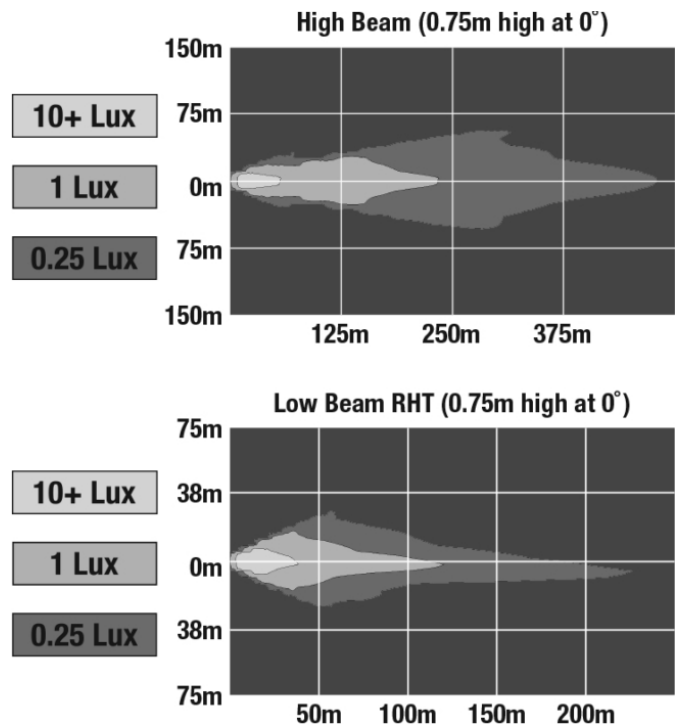
REGULATORY STANDARDS COMPLIANCE



Buy America Standards	ECE Reg 10
ECE Reg 112	ECE Reg 7
Eco Friendly	FMVSS 108 s10.1 (Table XIX)
FMVSS 108 s10.1 (Table XVIII)	IEC IP69K

PHOTOMETRIC SPECIFICATIONS

Raw Lumen Output	2,640 (High Beam); 2,250 (Low Beam)
Effective Lumen Output	1,200 (High Beam); 975 (Low Beam)
Beam Pattern(s)	Forward Lighting - High Beam (DOT/ECE) Forward Lighting - Low Beam (DOT/ECE) Signalization - Front Position

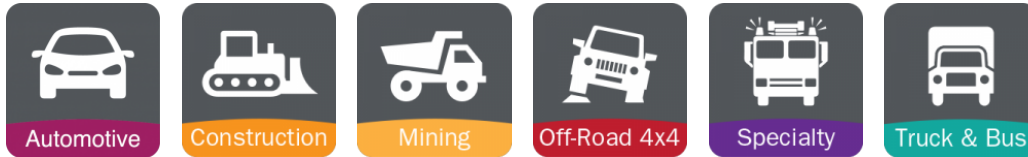


Print date: 2026-04-05

© 2026 J.W. Speaker Corporation • Germantown, WI U.S.A.
www.jwspeaker.com • speaker@jwspeaker.com • 262.251.6660

LED Headlights - Model 8900 Evolution 2

APPLICATIONS



ADDITIONAL INFORMATION

*Front position light is a requirement outside of North America. If your vehicle is operated in North America, you do not need to connect this wire unless your vehicle is equipped with a front position light.

PRODUCT WARNINGS

For California residents:

⚠ WARNING: Cancer and reproductive harm - www.P65Warnings.ca.gov.

⚠ AVERTISSEMENT: Cancer et effet nocif sur la reproduction - www.P65Warnings.ca.gov.

RELATED PRODUCTS



Part Number
0554431
12-24V ECE LED LHT
High & Low Beam
Headlight with Chrome
Inner Bezel - Single
Light



Part Number
0554451
12-24V ECE LED LHT
High & Low Beam
Headlight with Black
Inner Bezel - Single
Light



Part Number
0554491
12-24V DOT/ECE LED
RHT High & Low Beam
Headlight with Black
Inner Bezel - Single
Light