

LED Headlights - Model 8900 Evolution 2

PRODUCT INFORMATION

| | |
|--------------------------------------|--|
| Description | 12-24V ECE LED LHT High & Low Beam Headlight with Black Inner Bezel - Single Light |
| Height | 141.99 mm / 5.59 in |
| Width | 199.90 mm / 7.87 in |
| Depth | 95.00 mm / 3.74 in |
| Shape | Rectangular |
| Outer Lens Material | Polycarbonate |
| Outer Lens Color | Clear |
| Housing Material | Die-Cast Aluminum |
| Housing Color | Black |
| Bezel Color | Black |
| Retrofits | 2B1 5" X 7" Headlights |
| Minimum Operating Temperature | -40 °C / -40 °F |
| Maximum Operating Temperature | 65 °C / 149 °F |
| Connector or Wiring | H4 |
| Mating Connector | H4 AMP#172615-2 |
| Product Weight | 2.63 lbs / 1.19 kgs |
| Shipping Weight | 3.71 lbs / 1.68 kgs |



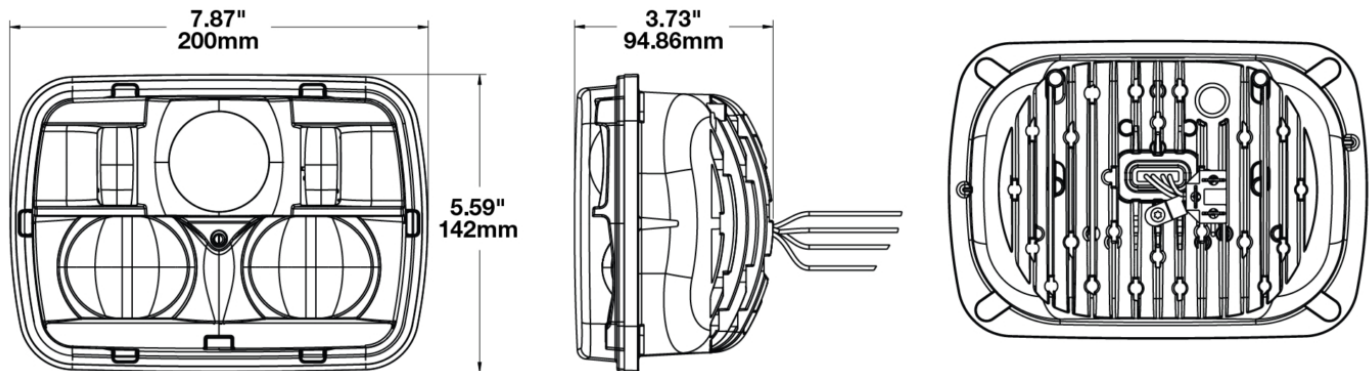
Print date: 2026-02-18

© 2026 J.W. Speaker Corporation • Germantown, WI U.S.A.
www.jwspeaker.com • speaker@jwspeaker.com • 262.251.6660

J.W. SPEAKER®
Engineered. Lighting. Solutions.

LED Headlights - Model 8900 Evolution 2

PRODUCT DIMENSIONS



ELECTRICAL SPECIFICATIONS

| | |
|-----------------------------------|--|
| Input Voltage | 12-24V DC |
| Operating Voltage | 10-32V DC |
| Transient Spike Protection | 150V Peak @ 1 HZ-100 Pulses |
| Black Wire | Ground |
| Yellow Wire | Low Beam |
| White Wire | High Beam |
| Red Wire | Front Position* |
| Current Draw | 1.94A @ 12V DC (High Beam) 1.67A @ 12V DC (Low Beam) 0.22A @ 12V DC (Front Position) 1.03A @ 24V DC (High Beam) 0.87A @ 24V DC (Low Beam) 0.16A @ 24V DC (Front Position) |

Print date: 2026-02-18

© 2026 J.W. Speaker Corporation • Germantown, WI U.S.A.
www.jwspeaker.com • speaker@jwspeaker.com • 262.251.6660

J.W. SPEAKER®
Engineered. Lighting. Solutions.

LED Headlights - Model 8900 Evolution 2

REGULATORY STANDARDS COMPLIANCE

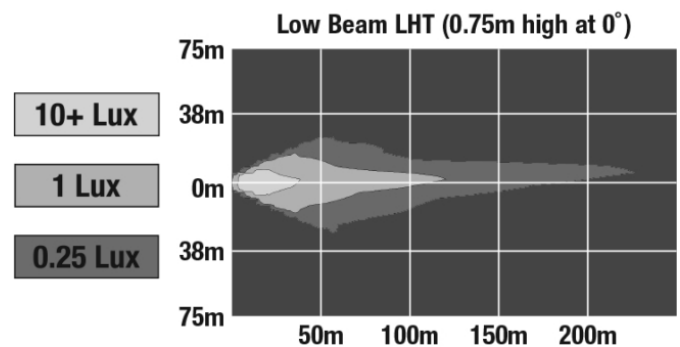
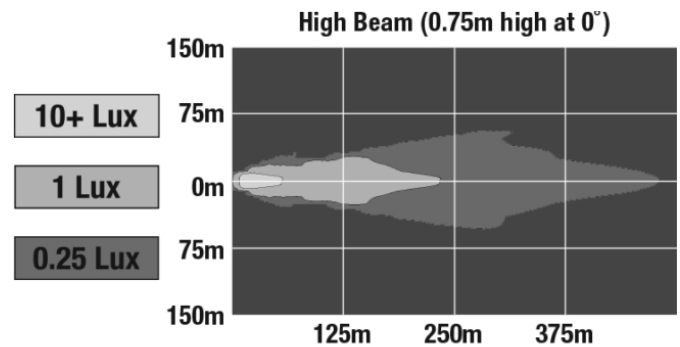


Buy America Standards
ECE Reg 112
Eco Friendly

ECE Reg 10
ECE Reg 7
IEC IP69K

PHOTOMETRIC SPECIFICATIONS

| | |
|-------------------------------|---|
| Raw Lumen Output | 2,640 (High Beam); 2,250 (Low Beam) |
| Effective Lumen Output | 1,200 (High Beam); 975 (Low Beam) |
| Beam Pattern(s) | Forward Lighting - High Beam (ECE) Forward Lighting - Low Beam (ECE Left Hand) Signalization - Front Position |

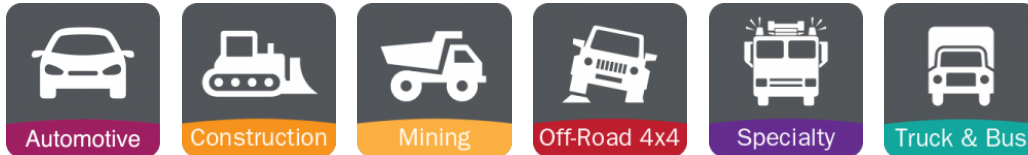


Print date: 2026-02-18

© 2026 J.W. Speaker Corporation • Germantown, WI U.S.A.
www.jwspeaker.com • speaker@jwspeaker.com • 262.251.6660

LED Headlights - Model 8900 Evolution 2

APPLICATIONS



ADDITIONAL INFORMATION

*Front position light is a requirement outside of North America. If your vehicle is operated in North America, you do not need to connect this wire unless your vehicle is equipped with a front position light.

PRODUCT WARNINGS

For California residents:

⚠ **WARNING:** Cancer and reproductive harm - www.P65Warnings.ca.gov.

⚠ **AVERTISSEMENT:** Cancer et effet nocif sur la reproduction - www.P65Warnings.ca.gov.

ACCESSORIES



Part Number
8000381

H4/H4 Anti-Flicker
Harness for J.W.
Speaker LED
headlights

Print date: 2026-02-18

© 2026 J.W. Speaker Corporation • Germantown, WI U.S.A.
www.jwspeaker.com • speaker@jwspeaker.com • 262.251.6660

J.W. SPEAKER®
Engineered. Lighting. Solutions.

LED Headlights - Model 8900 Evolution 2

RELATED PRODUCTS



Part Number
0554431

12-24V ECE LED LHT
High & Low Beam
Headlight with Chrome
Inner Bezel - Single
Light



Part Number
0554471

12-24V DOT/ECE LED
RHT High & Low Beam
Headlight with Chrome
Inner Bezel - Single
Light



Part Number
0554491

12-24V DOT/ECE LED
RHT High & Low Beam
Headlight with Black
Inner Bezel - Single
Light