

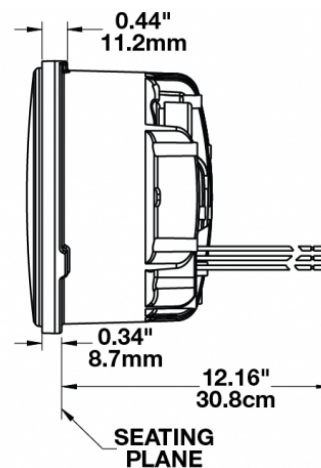
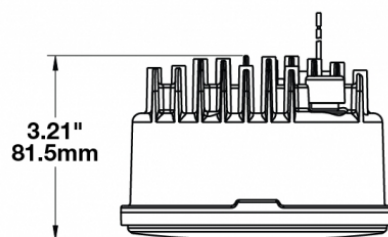
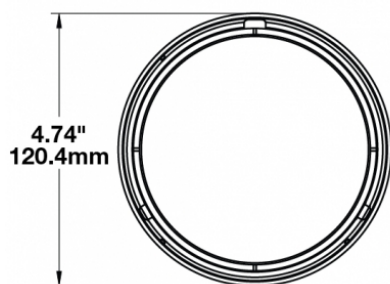
# LED Headlights - Model 6130 Evolution

## PRODUCT INFORMATION

<b>Description</b>	12-24V DOT/ECE LED RHT High & Low Beam Headlight
<b>Height</b>	120.40 mm / 4.74 in
<b>Width</b>	120.40 mm / 4.74 in
<b>Depth</b>	81.53 mm / 3.21 in
<b>Shape</b>	Round
<b>Outer Lens Material</b>	Polycarbonate
<b>Outer Lens Color</b>	Clear
<b>Housing Material</b>	Aluminum
<b>Housing Color</b>	Black
<b>Bezel Color</b>	Black
<b>Connector or Wiring</b>	12" Flying Leads
<b>Mating Connector</b>	n/a
<b>Product Weight</b>	1.50 lbs / 0.68 kgs
<b>Shipping Weight</b>	1.68 lbs / 0.76 kgs



## PRODUCT DIMENSIONS



Print date: 2018-05-27

© 2018 J.W. Speaker Corporation • Germantown, WI U.S.A.  
 www.jwspeaker.com • speaker@jwspeaker.com • 262.251.6660

**J.W. SPEAKER**  
 Engineered. Lighting. Solutions.

# LED Headlights - Model 6130 Evolution

## ELECTRICAL SPECIFICATIONS

<b>Input Voltage</b>	12-24V DC
<b>Operating Voltage</b>	10-30V DC
<b>Transient Spike Protection</b>	150V Peak @ 1 HZ-100 Pulses
<b>Black Wire</b>	Ground
<b>Yellow Wire</b>	Low Beam
<b>White Wire</b>	High Beam
<b>Red Wire</b>	Front Position
<b>Current Draw</b>	3.00A @ 12V DC (High Beam) 1.43A @ 24V DC (High Beam) 2.30A @ 12V DC (Low Beam) 1.01A @ 24V DC (Low Beam) 0.12A @ 12V DC (Front Position) 0.09A @ 24V DC (Front Position)

## REGULATORY STANDARDS COMPLIANCE



Buy America Standards  
ECE Reg 7  
FMVSS 108 Table XIX  
IEC IP67

ECE Reg 112  
Eco Friendly  
FMVSS 108 Table XVIII

Print date: 2018-05-27

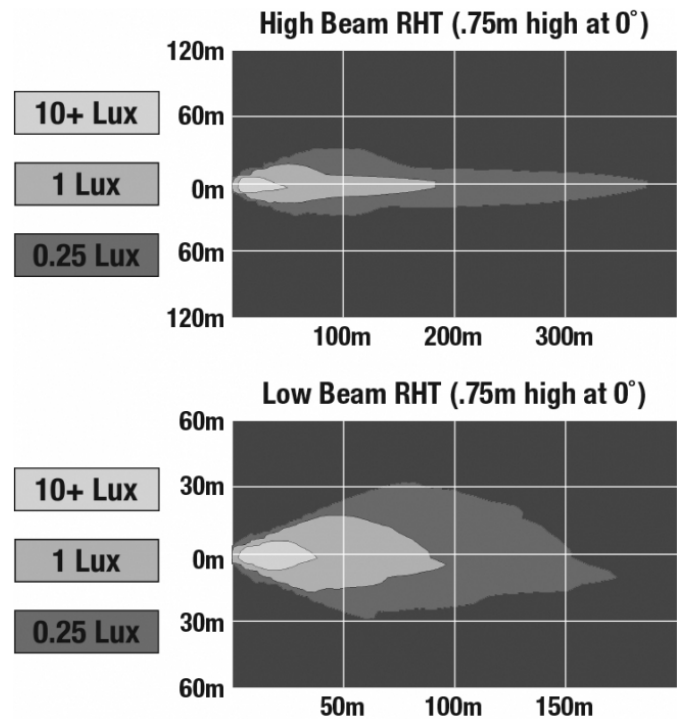
© 2018 J.W. Speaker Corporation • Germantown, WI U.S.A.  
www.jwspeaker.com • speaker@jwspeaker.com • 262.251.6660

**J.W. SPEAKER**  
Engineered. Lighting. Solutions.

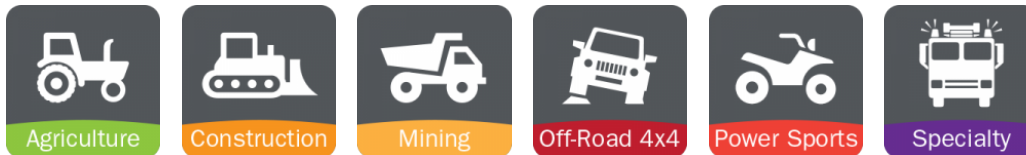
# LED Headlights - Model 6130 Evolution

## PHOTOMETRIC SPECIFICATIONS

<b>Raw Lumen Output</b>	2,230 (High Beam); 1,330 (Low Beam)
<b>Effective Lumen Output</b>	840 (High Beam); 440 (Low Beam)
<b>Beam Pattern(s)</b>	Forward Lighting - High Beam (DOT/ECE) Forward Lighting - Low Beam (ECE Right Hand) Signalization - Front Position



## APPLICATIONS



## ADDITIONAL INFORMATION

Jump Start: 48V for 2 min  
 Reverse Polarity: -24V for 2 min  
 Load Dump: 150V 5 pulses 10 sec intervals  
 Inductive Switching: 600V 10 pulses 1 sec intervals  
 Mutual Coupling: 300V 10 pulses 1 sec intervals

Print date: 2018-05-27

© 2018 J.W. Speaker Corporation • Germantown, WI U.S.A.  
 www.jwspeaker.com • speaker@jwspeaker.com • 262.251.6660

**J.W. SPEAKER**  
 Engineered. Lighting. Solutions.

# LED Headlights - Model 6130 Evolution

## RELATED PRODUCTS

---



**Part Number**  
**0549851**  
12-24V DOT/ECE LED  
RHT Low Beam  
Headlight



**Part Number**  
**0549861**  
12-24V ECE LED LHT  
Low Beam Headlight



**Part Number**  
**0549871**  
12-24V DOT/ECE LED  
High Beam Headlight



**Part Number**  
**0549891**  
12-24V ECE LED LHT  
High & Low Beam  
Headlight