

# LED Headlight – Model 8633 Evolution

## PRODUCT INFORMATION

---

<b>Description</b>	12/24V DOT/ECE LED RHT Heated Headlight w/ Turn Signal, DRL, & FP - 2 Light Kit (NO WIRE ASSEMBLY)
<b>Height</b>	172.50 mm / 6.79 in
<b>Width</b>	143.50 mm / 5.65 in
<b>Depth</b>	88.20 mm / 3.47 in
<b>Shape</b>	Round
<b>Outer Lens Material</b>	Polycarbonate
<b>Outer Lens Color</b>	Clear
<b>Housing Material</b>	Aluminum
<b>Housing Color</b>	Black
<b>Bezel Color</b>	N/A
<b>Mounting Hardware Description</b>	(x1) 0.375"-16 x 1.5" Pedestal
<b>Mounting Type</b>	Pedestal
<b>Connector or Wiring</b>	Housing Integral connector: Aptiv 12124107
<b>Mating Connector</b>	Aptiv 12052848 JWS 5747010
<b>Product Weight</b>	4.80 lbs / 2.18 kgs
<b>Shipping Weight</b>	5.81 lbs / 2.64 kgs



---

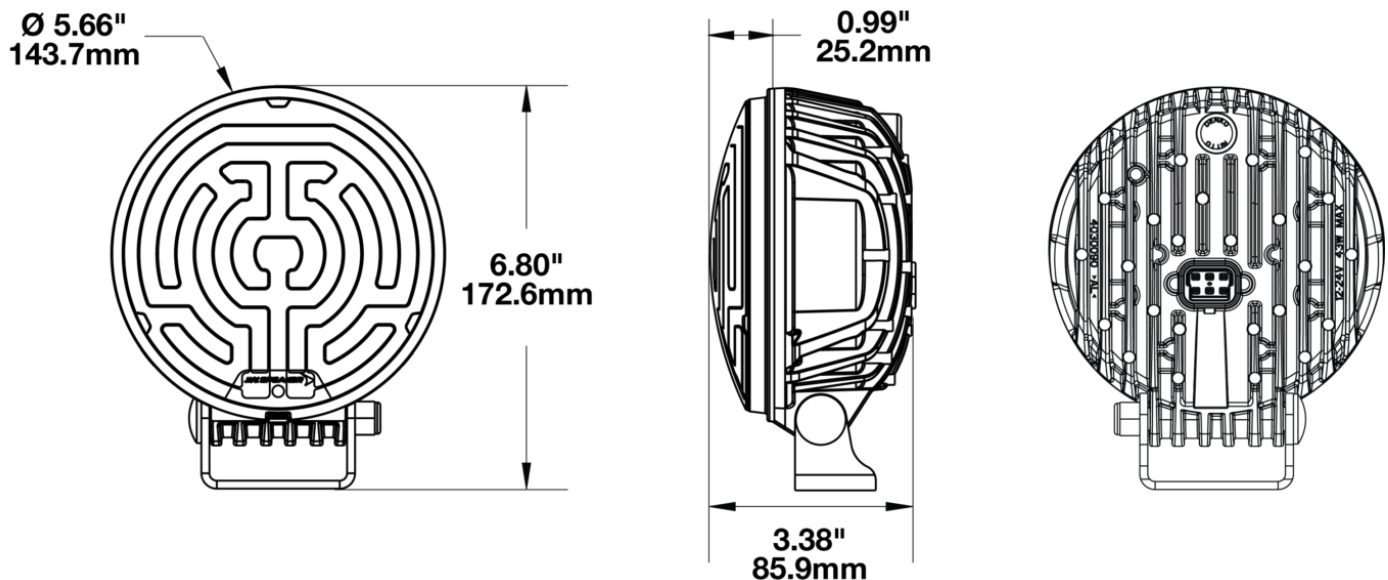
**Print date: 2025-12-11**

© 2025 J.W. Speaker Corporation • Germantown, WI U.S.A.  
www.jwspeaker.com • speaker@jwspeaker.com • 262.251.6660

**J.W. SPEAKER®**  
*Engineered. Lighting. Solutions.*

# LED Headlight – Model 8633 Evolution

## PRODUCT DIMENSIONS



## ELECTRICAL SPECIFICATIONS

<b>Input Voltage</b>	12/24V DC
<b>Current Draw</b>	4.0A @ 13.5V DC (High Beam w/heater)
	3.5A @ 13.5V DC (Low Beam w/heater)
	2.8A @ 13.5V DC (DRL w/heater)
	2.4A @ 13.5V DC (Parking w/heater)
	0.6A @ 13.5V DC (Direction w/heater)
	2.0A @ 28V DC (High Beam w/heater)
	1.8A @ 28V DC (Low Beam w/heater)
	1.4A @ 28V DC (DRL w/heater)
	1.2A @ 28V DC (Parking w/heater)
	0.4A @ 28V DC (Direction w/heater)

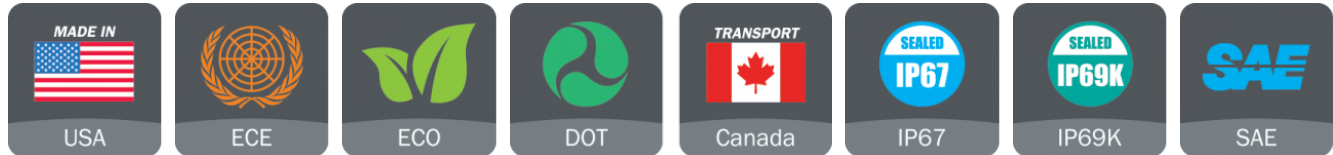
Print date: 2025-12-11

© 2025 J.W. Speaker Corporation • Germantown, WI U.S.A.  
[www.jwspeaker.com](http://www.jwspeaker.com) • [speaker@jwspeaker.com](mailto:speaker@jwspeaker.com) • 262.251.6660

**J.W. SPEAKER®**  
 Engineered. Lighting. Solutions.

# LED Headlight – Model 8633 Evolution

## REGULATORY STANDARDS COMPLIANCE

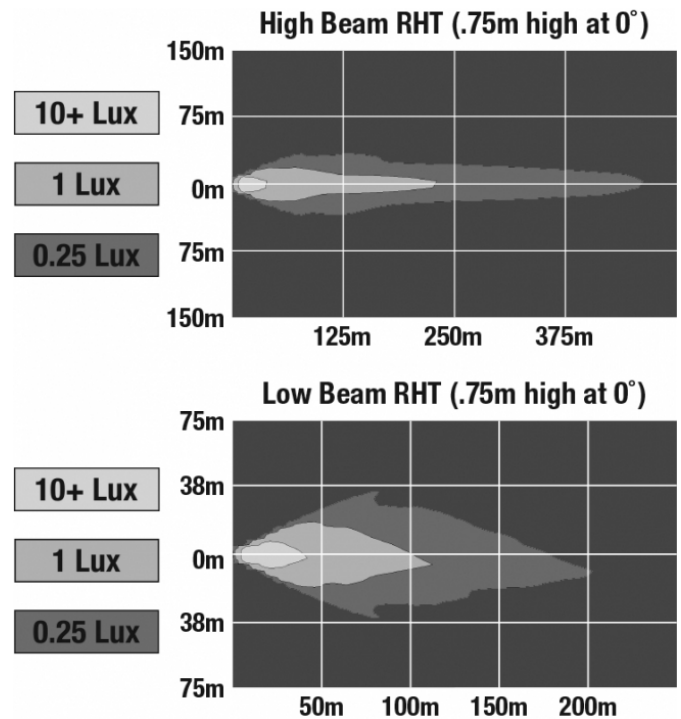


Buy America Standards	ECE Reg 10
ECE Reg 148 - 1b	ECE Reg 148 - A
ECE Reg 148 - RL	ECE Reg 149 - HC
ECE Reg 149 - HR	Eco Friendly
FMVSS 108 s10.1 (Table XIX)	FMVSS 108 s10.1 (Table XVIII)
FMVSS 108 s7.1 (Table VI)	FMVSS 108 s7.8 (Table XIV)
IEC IP67	IEC IP69K
SAE J2087	SAE J222
SAE J588	

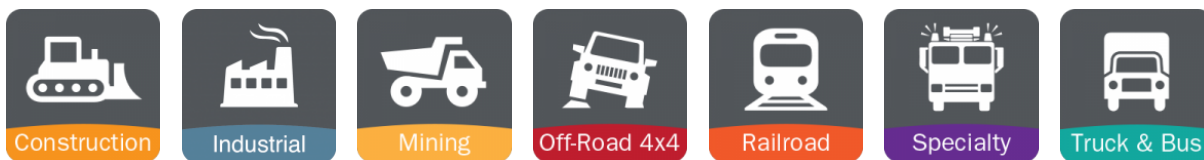
# LED Headlight – Model 8633 Evolution

## PHOTOMETRIC SPECIFICATIONS

<b>Raw Lumen Output</b>	2925 HB / 2025 LB
<b>Effective Lumen Output</b>	1000 HB / 660 LB
<b>Candela Output</b>	51000 HB / 23000 LB
<b>Nominal LED Color Temperature</b>	5665 K
<b>Beam Pattern(s)</b>	Forward Lighting - Daytime Running Light Forward Lighting - High Beam (ECE) Forward Lighting - Low Beam (ECE Right Hand) Signalization - Front Position Signalization - Marker Signalization - Turn (Front)



## APPLICATIONS



## PRODUCT WARNINGS

For California residents:

⚠ **WARNING:** Cancer and reproductive harm - [www.P65Warnings.ca.gov](http://www.P65Warnings.ca.gov).

⚠ **AVERTISSEMENT:** Cancer et effet nocif sur la reproduction - [www.P65Warnings.ca.gov](http://www.P65Warnings.ca.gov).

Print date: 2025-12-11

© 2025 J.W. Speaker Corporation • Germantown, WI U.S.A.  
[www.jwspeaker.com](http://www.jwspeaker.com) • [speaker@jwspeaker.com](mailto:speaker@jwspeaker.com) • 262.251.6660

**J.W. SPEAKER®**  
*Engineered. Lighting. Solutions.*

# LED Headlight – Model 8633 Evolution

## ACCESSORIES

---



**Part Number**  
**3268991**

5 Function Wire  
Assembly for Model  
8633

## RELATED PRODUCTS

---



**Part Number**  
**0561301**

12/24V DOT/ECE LED  
RHT Heated Headlight  
w/ Turn Signal, DRL, &  
FP (WIRE ASSEMBLY IS  
SOLD SEPARATELY)



**Part Number**  
**0561311**

12/24V ECE LED LHT  
Heated Headlight w/  
Turn Signal, DRL, & FP



**Part Number**  
**0561313**

12/24V ECE LED LHT  
Heated Headlight w/  
Turn Signal, DRL, & FP  
- 2 Light Kit (NO WIRE  
ASSEMBLY)