

LED Work Lights – Model 7150

PRODUCT INFORMATION

Description	12-24V LED Work Light with Polycarbonate Lens & Trapezoid Beam Pattern
Height	155.96 mm / 6.14 in
Width	172.47 mm / 6.79 in
Depth	77.11 mm / 3.04 in
Shape	Oval
Outer Lens Material	Polycarbonate
Outer Lens Color	Clear
Housing Material	Die-Cast Aluminum
Housing Color	Black
Mounting Hardware Description	(x1) 1/2"-13 x 1"
Minimum Operating Temperature	-40 °C / -40 °F
Maximum Operating Temperature	65 °C / 149 °F
Connector or Wiring	Deutsch DT04-2P
Mating Connector	Deutsch DT06-2S
Product Weight	2.10 lbs / 0.95 kgs
Shipping Weight	2.10 lbs / 0.95 kgs



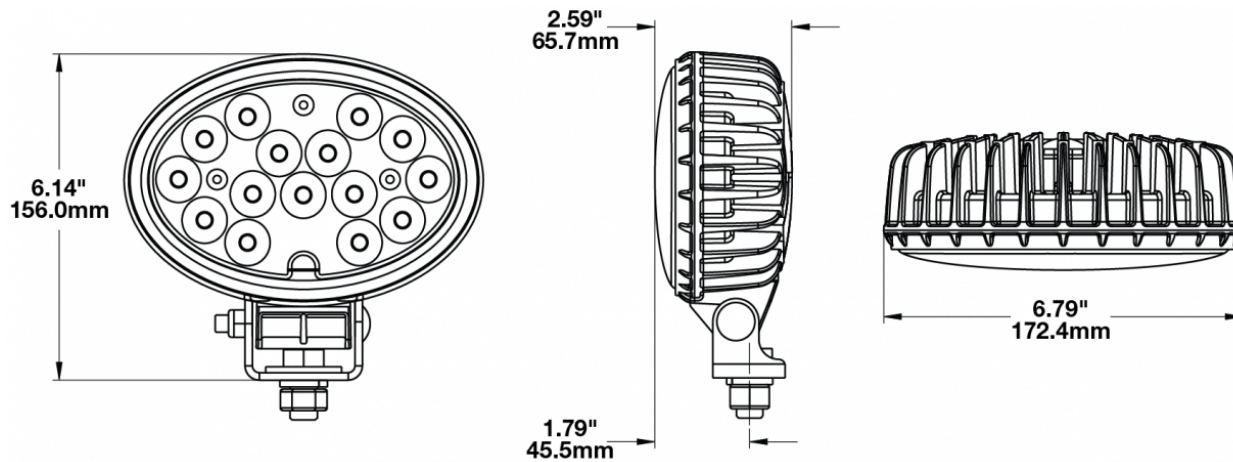
Print date: 2018-01-16

© 2018 J.W. Speaker Corporation • Germantown, WI U.S.A.
 www.jwspeaker.com • speaker@jwspeaker.com • 262.251.6660

J.W. SPEAKER 
 Engineered. Lighting. Solutions.

LED Work Lights – Model 7150

PRODUCT DIMENSIONS



ELECTRICAL SPECIFICATIONS

Input Voltage	12-24V DC
Operating Voltage	10-32V DC
Transient Spike Protection	330V Peak @ 1 HZ-100 Pulses
Red Wire	Power - Positive
Black Wire	Ground - Negative
Current Draw	5.50A @ 12V DC 3.20A @ 24V DC

REGULATORY STANDARDS COMPLIANCE



Buy America Standards
CISPR 22
IEC IP69K

CISPR 12
Eco Friendly
SAE J1113-13

Print date: 2018-01-16


© 2018 J.W. Speaker Corporation • Germantown, WI U.S.A.
www.jwspeaker.com • speaker@jwspeaker.com • 262.251.6660

J.W. SPEAKER
Engineered. Lighting. Solutions.

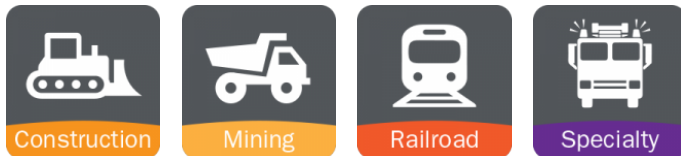
LED Work Lights – Model 7150

PHOTOMETRIC SPECIFICATIONS

Raw Lumen Output	5,400
Effective Lumen Output	4,500
Nominal LED Color Temperature	5000 K
Beam Pattern(s)	Forward Lighting - Trapezoid



APPLICATIONS



RELATED PRODUCTS



Part Number
1801581
12-24V LED Work Light with Polycarbonate Lens & Flood Beam Pattern



Part Number
1801621
12-24V LED Work Light with Polycarbonate Lens & Spot Beam Pattern



Part Number
1801781
12-24V LED Work Light with Glass Lens & Trapezoid Beam Pattern



Part Number
1801791
12-24V LED Work Light with Glass Lens & Flood Beam Pattern