


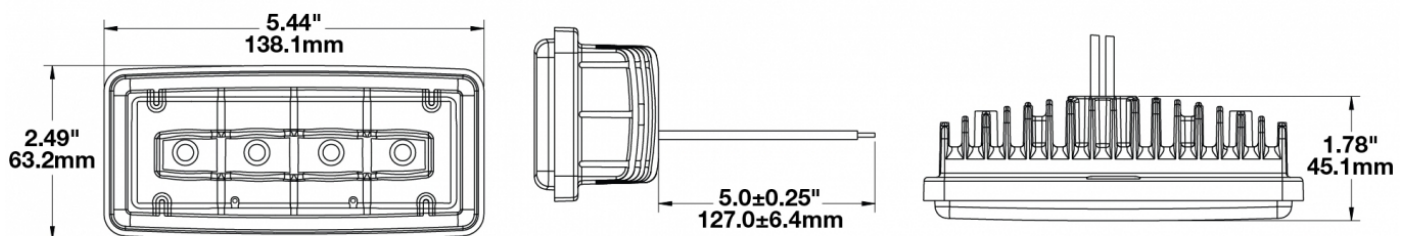
LED Auxiliary Lights - Model 6048

PRODUCT INFORMATION

Description	12-24V LED Auxiliary Light with Spot Beam Pattern
Height	63.25 mm / 2.49 in
Width	138.18 mm / 5.44 in
Depth	55.63 mm / 2.19 in
Shape	Rectangular
Outer Lens Material	Polycarbonate
Outer Lens Color	Clear
Housing Material	Die-Cast Aluminum
Housing Color	Black
Mounting Type	Flush Mount
Minimum Operating Temperature	-40 °C / -40 °F
Maximum Operating Temperature	65 °C / 149 °F
Connector or Wiring	Bare Leads
Product Weight	0.71 lbs / 0.32 kgs
Shipping Weight	0.92 lbs / 0.42 kgs



PRODUCT DIMENSIONS



Print date: 2019-01-22

© 2019 J.W. Speaker Corporation • Germantown, WI U.S.A.
www.jwspeaker.com • speaker@jwspeaker.com • 262.251.6660

J.W. SPEAKER
 Engineered. Lighting. Solutions.

LED Auxiliary Lights - Model 6048

ELECTRICAL SPECIFICATIONS

Input Voltage	12-24V DC
Operating Voltage	9-32V DC
Transient Spike Protection	150V Peak @ 1 HZ-100 Pulses
Red Wire	Positive
Black Wire	Negative
Current Draw	1.2A @ 12V DC 0.6A @ 24V DC

REGULATORY STANDARDS COMPLIANCE

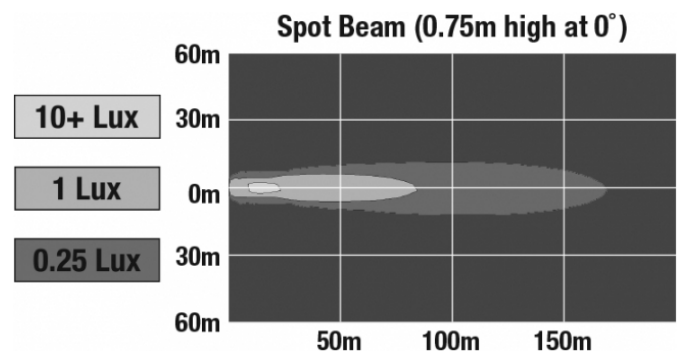


Buy America Standards
IEC IP67

Eco Friendly

PHOTOMETRIC SPECIFICATIONS

Raw Lumen Output	1,280
Effective Lumen Output	520
Candela Output	8,600
Nominal LED Color Temperature	5000 K
Beam Pattern(s)	Forward Lighting - Spot



Print date: 2019-01-22

© 2019 J.W. Speaker Corporation • Germantown, WI U.S.A.
www.jwspeaker.com • speaker@jwspeaker.com • 262.251.6660

LED Auxiliary Lights - Model 6048

APPLICATIONS



RELATED PRODUCTS



Part Number
0543591

12-24V LED Auxiliary
Light with Driving
Beam Pattern



Part Number
0549691

12V SAE/ECE LED
Auxiliary Light with Fog
Beam Pattern