


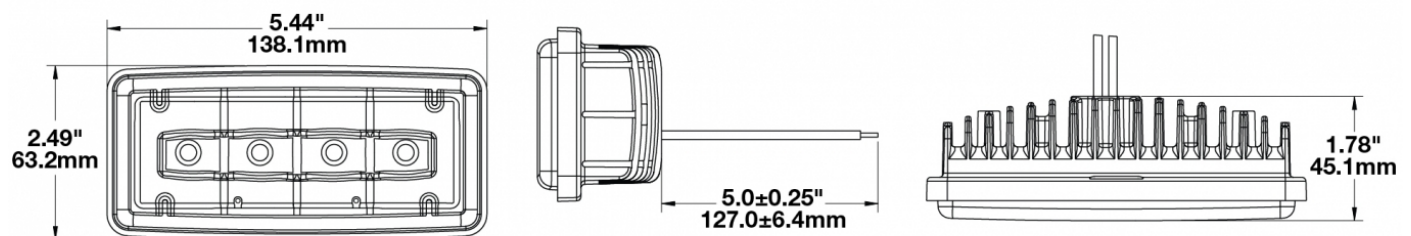
# LED Auxiliary Lights - Model 6048

## PRODUCT INFORMATION

<b>Description</b>	12-24V LED Auxiliary Light with Driving Beam Pattern
<b>Height</b>	63.25 mm / 2.49 in
<b>Width</b>	138.18 mm / 5.44 in
<b>Depth</b>	55.63 mm / 2.19 in
<b>Shape</b>	Rectangular
<b>Outer Lens Material</b>	Polycarbonate
<b>Outer Lens Color</b>	Clear
<b>Housing Material</b>	Die-Cast Aluminum
<b>Housing Color</b>	Black
<b>Mounting Type</b>	Flush Mount
<b>Minimum Operating Temperature</b>	-40 °C / -40 °F
<b>Maximum Operating Temperature</b>	65 °C / 149 °F
<b>Connector or Wiring</b>	Bare Leads
<b>Product Weight</b>	0.71 lbs / 0.32 kgs
<b>Shipping Weight</b>	0.92 lbs / 0.42 kgs



## PRODUCT DIMENSIONS



Print date: 2017-09-24

© 2017 J.W. Speaker Corporation • Germantown, WI U.S.A.  
 www.jwspeaker.com • speaker@jwspeaker.com • 262.251.6660

**J.W. SPEAKER**  
 Engineered. Lighting. Solutions.

# LED Auxiliary Lights - Model 6048

## ELECTRICAL SPECIFICATIONS

<b>Input Voltage</b>	12-24V DC
<b>Operating Voltage</b>	9-32V DC
<b>Transient Spike Protection</b>	150V Peak @ 1 HZ-100 Pulses
<b>Red Wire</b>	Positive
<b>Black Wire</b>	Negative
<b>Current Draw</b>	1.2A @ 12V DC 0.6A @ 24V DC

## REGULATORY STANDARDS COMPLIANCE

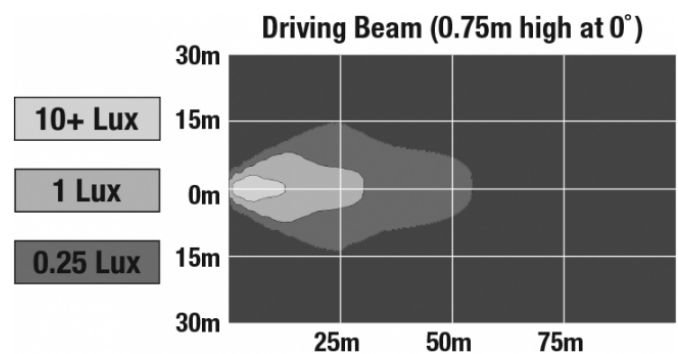


Buy America Standards  
IEC IP67

Eco Friendly  
Tested to ECE Reg. 10  
(Radiated Emissions only)

## PHOTOMETRIC SPECIFICATIONS

<b>Raw Lumen Output</b>	1,280
<b>Effective Lumen Output</b>	430
<b>Candela Output</b>	3,000
<b>Nominal LED Color Temperature</b>	5000 K
<b>Beam Pattern(s)</b>	Forward Lighting - Driving



Print date: 2017-09-24

© 2017 J.W. Speaker Corporation • Germantown, WI U.S.A.  
www.jwspeaker.com • speaker@jwspeaker.com • 262.251.6660

# LED Auxiliary Lights - Model 6048

## APPLICATIONS

---



## RELATED PRODUCTS

---



**Part Number**

**0548631**

12-24V LED Auxiliary Light with Spot Beam Pattern



**Part Number**

**0549691**

12V SAE/ECE LED Auxiliary Light with Fog Beam Pattern