


Jeep LED Headlights - Model EVO J3

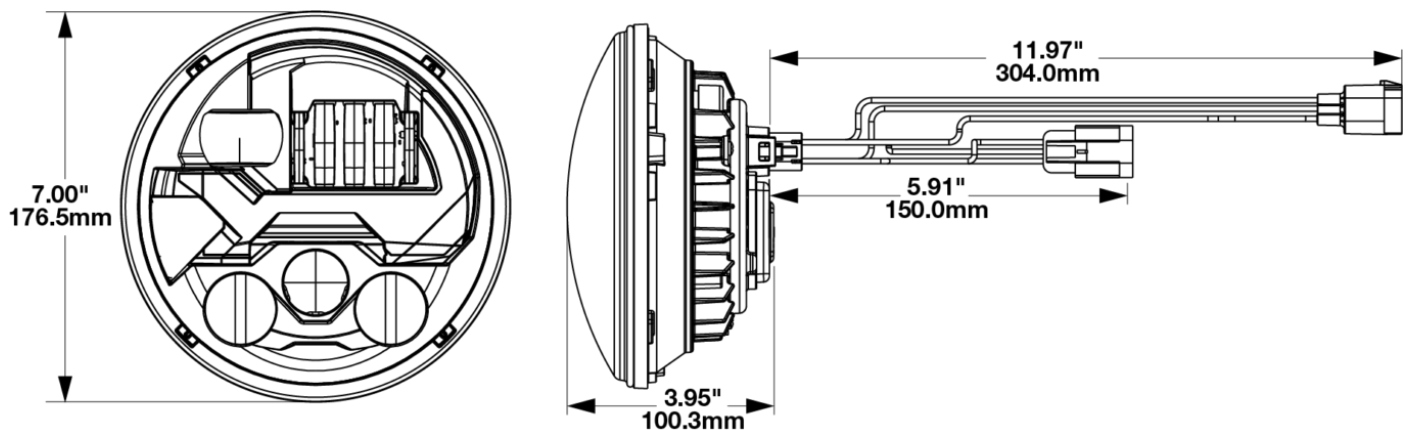
PRODUCT INFORMATION

Description	12V DOT LED High/Low Beam Headlight w/ Built In Turn Signal - Black - 2 Light Kit (Canada)
Height	176.50 mm / 6.95 in
Width	176.50 mm / 6.95 in
Depth	112.00 mm / 4.41 in
Shape	Round
Outer Lens Material	Polycarbonate
Outer Lens Color	Clear
Housing Material	Aluminum
Housing Color	Black
Bezel Color	Black
Retrofits	7" Round Headlights or 2D1 PAR56
Minimum Operating Temperature	-40 °C / -40 °F
Maximum Operating Temperature	65 °C / 149 °F
Connector or Wiring	H13 Delphi 15326813
Product Weight	5.10 lbs / 2.31 kgs
Shipping Weight	5.90 lbs / 2.68 kgs



EVO J3™

PRODUCT DIMENSIONS



Print date: 2025-07-21

© 2025 J.W. Speaker Corporation • Germantown, WI U.S.A.
www.jwspeaker.com • speaker@jwspeaker.com • 262.251.6660

J.W. SPEAKER®
 Engineered. Lighting. Solutions.

Jeep LED Headlights - Model EVO J3

ELECTRICAL SPECIFICATIONS

Input Voltage	12V DC
Operating Voltage	9-16V DC
Transient Spike Protection	150V Peak @ 1 HZ-100 Pulses
Black Wire	Ground
Yellow Wire	Low Beam
White Wire	High Beam
Orange Wire	Front turn
Red Wire	Position
Green Wire	Turn Ground
Current Draw	2.33A @ 12V DC (Low Beam) 3.25A @ 12V DC (High Beam) 3.00A @ 12V DC (Front turn) 0.45A @ 12V DC (Position)

REGULATORY STANDARDS COMPLIANCE



Bluetooth SIG Declaration ID FMVSS 108 s10.1 (Table XIX)
FMVSS 108 s10.1 (Table XVIII) FMVSS 108 s7.1 (Table VI)
IEC IP69K

Print date: 2025-07-21

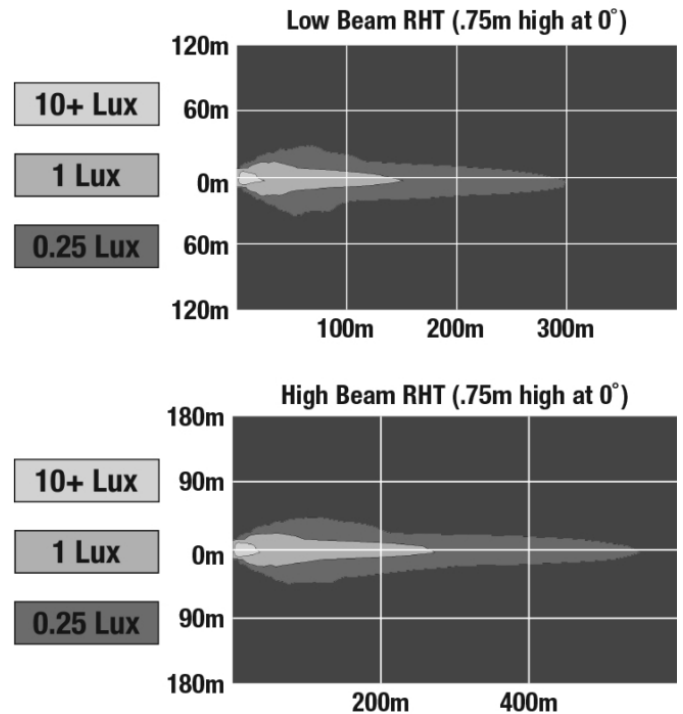
© 2025 J.W. Speaker Corporation • Germantown, WI U.S.A.
www.jwspeaker.com • speaker@jwspeaker.com • 262.251.6660

J.W. SPEAKER®
Engineered. Lighting. Solutions.

Jeep LED Headlights - Model EVO J3

PHOTOMETRIC SPECIFICATIONS

Raw Lumen Output	3,600 (High Beam); 3,020 (Low Beam)
Effective Lumen Output	1,320 (High Beam); 1,201 (Low Beam)
Candela Output	68,800 (High Beam) 24,800 (Low Beam)
Nominal LED Color Temperature	5000 K
Beam Pattern(s)	Forward Lighting - Daytime Running Light Forward Lighting - Low Beam (DOT) Signalization - Front Position Signalization - Turn (Front)



APPLICATIONS



PRODUCT WARNINGS

For California residents:

⚠ **WARNING:** Cancer and reproductive harm - www.P65Warnings.ca.gov.

⚠ **AVERTISSEMENT:** Cancer et effet nocif sur la reproduction - www.P65Warnings.ca.gov.

Print date: 2025-07-21

© 2025 J.W. Speaker Corporation • Germantown, WI U.S.A.
www.jwspeaker.com • speaker@jwspeaker.com • 262.251.6660

J.W. SPEAKER®
 Engineered. Lighting. Solutions.

Jeep LED Headlights - Model EVO J3

RELATED PRODUCTS



Part Number
0555593
12V DOT LED
High/Low Beam
Headlight w/ Built In
Turn Signal - Graphite
- 2 Light Kit



Part Number
0555613
12V DOT LED
High/Low Beam
Heated Headlight w/
Built In Turn Signal -
Graphite - 2 Light Kit



Part Number
0556441
12V DOT LED
High/Low Beam
Headlight w/ Built In
Turn Signal - Graphite
- Single RH Light



Part Number
0556451
12V DOT LED
High/Low Beam
Headlight w/ Built In
Turn Signal - Graphite
- Single LH Light



Part Number
0556461
12V DOT LED
High/Low Beam
Heated Headlight w/
Built In Turn Signal -
Graphite - Single RH
Light



Part Number
0556471
12V DOT LED
High/Low Beam
Heated Headlight w/
Built In Turn Signal -
Graphite - Single LH
Light



Part Number
0557193
12V DOT LED
High/Low Beam
Headlight w/ Built In
Turn Signal - Black - 2
Light Kit



Part Number
0557213
12V DOT LED
High/Low Beam
Heated Headlight w/
Built In Turn Signal -
Black - 2 Light Kit