


# Jeep LED Headlights - Model EVO J3

## PRODUCT INFORMATION

<b>Description</b>	12V DOT LED High/Low Beam Headlight w/ Built In Turn Signal - Graphite - 2 Light Kit
<b>Height</b>	176.50 mm / 6.95 in
<b>Width</b>	176.50 mm / 6.95 in
<b>Depth</b>	112.00 mm / 4.41 in
<b>Shape</b>	Round
<b>Outer Lens Material</b>	Polycarbonate
<b>Outer Lens Color</b>	Clear
<b>Housing Material</b>	Aluminum
<b>Housing Color</b>	Black
<b>Bezel Color</b>	Grey
<b>Retrofits</b>	7" Round Headlights or 2D1 PAR56
<b>Minimum Operating Temperature</b>	-40 °C / -40 °F
<b>Maximum Operating Temperature</b>	65 °C / 149 °F
<b>Connector or Wiring</b>	H13 Delphi 15326813
<b>Product Weight</b>	5.10 lbs / 2.31 kgs
<b>Shipping Weight</b>	5.90 lbs / 2.68 kgs

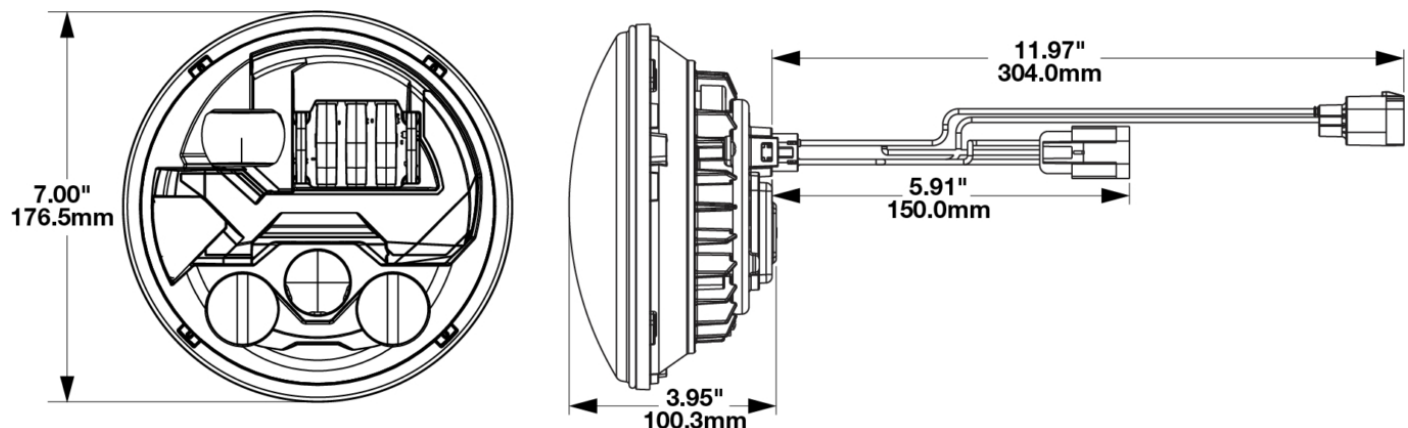


RIGHT HAND HEADLIGHT

LEFT HAND HEADLIGHT

**EVO J3™**

## PRODUCT DIMENSIONS


**Print date: 2025-08-11**

© 2025 J.W. Speaker Corporation • Germantown, WI U.S.A.  
 www.jwspeaker.com • speaker@jwspeaker.com • 262.251.6660

**J.W. SPEAKER®**  
 Engineered. Lighting. Solutions.

# Jeep LED Headlights - Model EVO J3


## ELECTRICAL SPECIFICATIONS

---

<b>Input Voltage</b>	12V DC
<b>Operating Voltage</b>	9-16V DC
<b>Transient Spike Protection</b>	150V Peak @ 1 HZ-100 Pulses
<b>Black Wire</b>	Ground
<b>Yellow Wire</b>	Low Beam
<b>White Wire</b>	High Beam
<b>Orange Wire</b>	Front Turn
<b>Red Wire</b>	Position
<b>Current Draw</b>	2.33A @ 12V DC (Low Beam) 3.25A @ 12V DC (High Beam) 3.00A @ 12V DC (Front Turn) 0.45A @ 12V DC (Position)

## REGULATORY STANDARDS COMPLIANCE

---



Bluetooth SIG Declaration ID	Buy America Standards
Eco Friendly	FMVSS 108 s10.1 (Table XIX)
FMVSS 108 s10.1 (Table XVIII)	FMVSS 108 s7.1 (Table VI)
IEC IP69K	

---

**Print date: 2025-08-11**

© 2025 J.W. Speaker Corporation • Germantown, WI U.S.A.  
www.jwspeaker.com • speaker@jwspeaker.com • 262.251.6660

**J.W. SPEAKER®**  
*Engineered. Lighting. Solutions.*


# Jeep LED Headlights - Model EVO J3

## PHOTOMETRIC SPECIFICATIONS

<b>Raw Lumen Output</b>	3,600 (High Beam); 3,020 (Low Beam)
<b>Effective Lumen Output</b>	1,320 (High Beam); 1,201 (Low Beam)
<b>Candela Output</b>	68,800 (High Beam) 24,800 (Low Beam)
<b>Nominal LED Color Temperature</b>	5000 K
<b>Beam Pattern(s)</b>	Forward Lighting - High Beam (DOT) Forward Lighting - Low Beam (DOT) Signalization - Front Position Signalization - Turn (Front)



## APPLICATIONS



## PRODUCT WARNINGS

For California residents:

⚠ **WARNING:** Cancer and reproductive harm - [www.P65Warnings.ca.gov](http://www.P65Warnings.ca.gov).

⚠ **AVERTISSEMENT:** Cancer et effet nocif sur la reproduction - [www.P65Warnings.ca.gov](http://www.P65Warnings.ca.gov).

Print date: 2025-08-11

© 2025 J.W. Speaker Corporation • Germantown, WI U.S.A.  
[www.jwspeaker.com](http://www.jwspeaker.com) • [speaker@jwspeaker.com](mailto:speaker@jwspeaker.com) • 262.251.6660

**J.W. SPEAKER®**  
 Engineered. Lighting. Solutions.

# Jeep LED Headlights - Model EVO J3

## RELATED PRODUCTS



**Part Number**  
**0555613**  
12V DOT LED  
High/Low Beam  
Heated Headlight w/  
Built In Turn Signal -  
Graphite - 2 Light Kit



**Part Number**  
**0556441**  
12V DOT LED  
High/Low Beam  
Headlight w/ Built In  
Turn Signal - Graphite  
- Single RH Light



**Part Number**  
**0556451**  
12V DOT LED  
High/Low Beam  
Headlight w/ Built In  
Turn Signal - Graphite  
- Single LH Light



**Part Number**  
**0556461**  
12V DOT LED  
High/Low Beam  
Heated Headlight w/  
Built In Turn Signal -  
Graphite - Single RH  
Light



**Part Number**  
**0556471**  
12V DOT LED  
High/Low Beam  
Heated Headlight w/  
Built In Turn Signal -  
Graphite - Single LH  
Light



**Part Number**  
**0557193**  
12V DOT LED  
High/Low Beam  
Headlight w/ Built In  
Turn Signal - Black - 2  
Light Kit



**Part Number**  
**0557213**  
12V DOT LED  
High/Low Beam  
Heated Headlight w/  
Built In Turn Signal -  
Black - 2 Light Kit



**Part Number**  
**0557251**  
12V DOT LED  
High/Low Beam  
Headlight w/ Built In  
Turn Signal - Black -  
Single RH Light