


# LED Headlights – Model 8800 Evolution 2

## PRODUCT INFORMATION

<b>Description</b>	12-24V DOT/ECE LED RHT Low Beam Heated Headlight with Chrome Bezel
<b>Height</b>	107.19 mm / 4.22 in
<b>Width</b>	167.64 mm / 6.6 in
<b>Depth</b>	84.90 mm / 3.34 in
<b>Shape</b>	Rectangular
<b>Outer Lens Material</b>	Hardcoated Polycarbonate
<b>Outer Lens Color</b>	Clear
<b>Housing Material</b>	Die-Cast Aluminum
<b>Housing Color</b>	Black
<b>Bezel Color</b>	Chrome
<b>Mounting Type</b>	Low-Profile Panel Mount
<b>Retrofits</b>	1A1 and 2A1 (4" 1 6") sealed beams
<b>Minimum Operating Temperature</b>	-40 °C / -40 °F
<b>Maximum Operating Temperature</b>	65 °C / 149 °F
<b>Connector or Wiring</b>	H4 Connector - AMP (#172615-2)
<b>Mating Connector</b>	LH Terminal - AMP (#172795-1); RH Terminal - AMP (#172796-1)
<b>Product Weight</b>	2.00 lbs / 0.91 kgs
<b>Shipping Weight</b>	2.30 lbs / 1.04 kgs



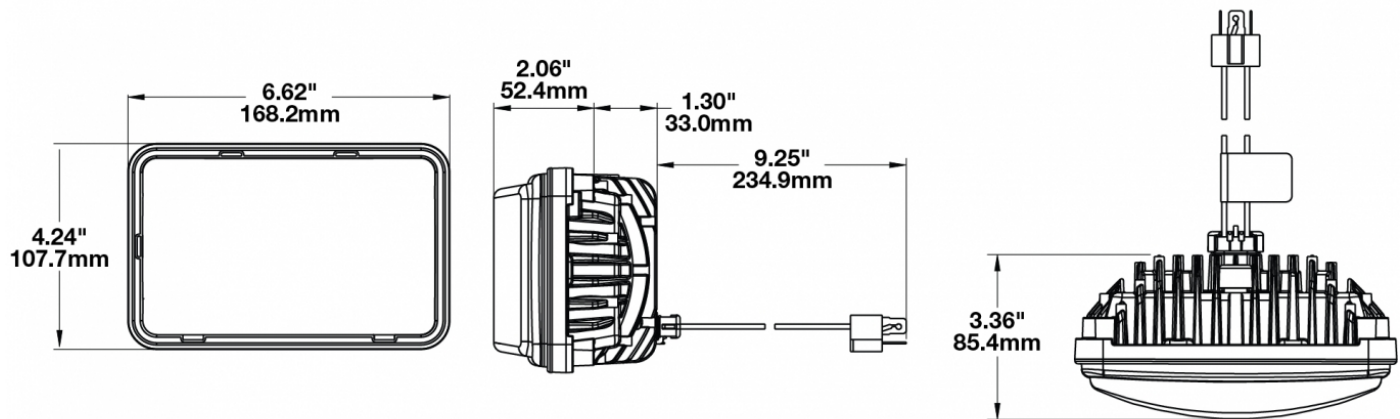
Print date: 2025-07-21

© 2025 J.W. Speaker Corporation • Germantown, WI U.S.A.  
www.jwspeaker.com • speaker@jwspeaker.com • 262.251.6660

**J.W. SPEAKER®**  
Engineered. Lighting. Solutions.

# LED Headlights – Model 8800 Evolution 2

## PRODUCT DIMENSIONS



## ELECTRICAL SPECIFICATIONS

<b>Input Voltage</b>	12-24V DC
<b>Operating Voltage</b>	9-32V DC
<b>White Wire</b>	Low Beam
<b>Black Wire</b>	Ground
<b>Yellow Wire</b>	Low Beam
<b>Current Draw</b>	3.30A @ 12V DC 1.67A @ 24V DC

## REGULATORY STANDARDS COMPLIANCE



Buy America Standards  
Eco Friendly  
IEC IP69K

ECE Reg 112  
FMVSS 108 s10.1 (Table XIX)

Print date: 2025-07-21

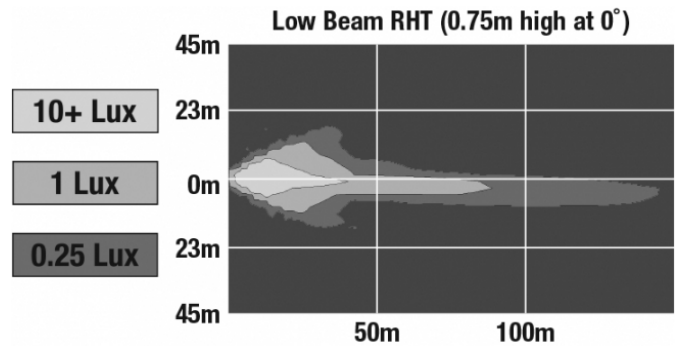
© 2025 J.W. Speaker Corporation • Germantown, WI U.S.A.  
www.jwspeaker.com • speaker@jwspeaker.com • 262.251.6660

**J.W. SPEAKER®**  
Engineered. Lighting. Solutions.

# LED Headlights – Model 8800 Evolution 2

## PHOTOMETRIC SPECIFICATIONS

<b>Raw Lumen Output</b>	2,830
<b>Effective Lumen Output</b>	782
<b>Candela Output</b>	29,800
<b>Nominal LED Color Temperature</b>	5000 K
<b>Beam Pattern(s)</b>	Forward Lighting - Low Beam (DOT) Forward Lighting - Low Beam (ECE Right Hand)



## APPLICATIONS



## SMARTHEAT™ HEATING SYSTEM

The SmartHeat™ heating system senses ambient temperature and turns the integrated heating system in the lens on & off. This system actually clears ice & snow twice as fast as conventional halogen lamps.

### When does the heater turn on?

Heater turns on or off according to temperature changes and vehicle power:

- Heater will turn on when temperatures drop, generating enough heat to prevent ice build-up.
- Heater will turn on when powering up, de-icing the light as rapidly as possible.

### When does the heater turn off?

Heater will turn off when it senses temperatures increase and are above the high temperature threshold.

Learn more about this technology [here](#).

Print date: 2025-07-21

© 2025 J.W. Speaker Corporation • Germantown, WI U.S.A.  
www.jwspeaker.com • speaker@jwspeaker.com • 262.251.6660

**J.W. SPEAKER®**  
Engineered. Lighting. Solutions.

# LED Headlights – Model 8800 Evolution 2

## PRODUCT WARNINGS

---

For California residents:

⚠ **WARNING:** Cancer and reproductive harm - [www.P65Warnings.ca.gov](http://www.P65Warnings.ca.gov).

⚠ **AVERTISSEMENT:** Cancer et effet nocif sur la reproduction - [www.P65Warnings.ca.gov](http://www.P65Warnings.ca.gov).

## ACCESSORIES

---



### Part Number

**3269601**

Low Beam Harness for  
8800 Evolution 2  
Series



### Part Number

**3269611**

High Beam Harness for  
8800 Evolution 2  
Series

---

**Print date: 2025-07-21**

© 2025 J.W. Speaker Corporation • Germantown, WI U.S.A.  
[www.jwspeaker.com](http://www.jwspeaker.com) • [speaker@jwspeaker.com](mailto:speaker@jwspeaker.com) • 262.251.6660

**J.W. SPEAKER®**  
*Engineered. Lighting. Solutions.*

# LED Headlights – Model 8800 Evolution 2

## RELATED PRODUCTS

---



**Part Number**  
**0551371**  
12-24V DOT/ECE LED  
RHT Low Beam  
Headlight with Chrome  
Bezel



**Part Number**  
**0551381**  
12-24V DOT/ECE LED  
High Beam Headlight  
with Chrome Bezel



**Part Number**  
**0551781**  
12-24V DOT/ECE LED  
High Beam Heated  
Headlight with Chrome  
Bezel



**Part Number**  
**0552551**  
12-24V DOT/ECE LED  
RHT Low Beam  
Headlight with Black  
Bezel



**Part Number**  
**0552571**  
12-24V DOT/ECE LED  
High Beam Headlight  
with Black Bezel



**Part Number**  
**0552651**  
12-24V DOT/ECE LED  
RHT Low Beam Heated  
Headlight with Black  
Bezel



**Part Number**  
**0552671**  
12-24V DOT/ECE LED  
High Beam Heated  
Headlight with Black  
Bezel