

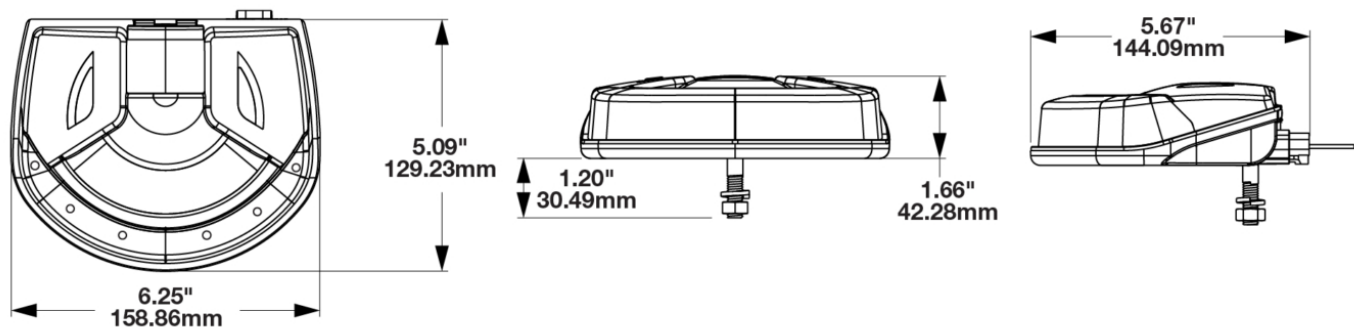
# Warehouse LED Work Light - Model 710

## PRODUCT INFORMATION

<b>Description</b>	12-110V LED 2- Pin Warehouse Work Light with Vertical Flood Beam Pattern
<b>Height</b>	130.00 mm / 5.12 in
<b>Width</b>	159.00 mm / 6.26 in
<b>Depth</b>	43.00 mm / 1.69 in
<b>Shape</b>	Stylized
<b>Outer Lens Material</b>	Polycarbonate
<b>Outer Lens Color</b>	Black/Clear
<b>Housing Material</b>	Polycarbonate
<b>Housing Color</b>	Black
<b>Mounting Hardware Description</b>	(x1) M8-30.5mm Black Zinc Plate Flange Bolt
<b>Mounting Type</b>	Flush
<b>Connector or Wiring</b>	Integrated 2-Pin Deutsch
<b>Mating Connector</b>	2-Pin Deutsch Weather-Proof Plug (DT06-2S)
<b>Product Weight</b>	0.70 lbs / 0.32 kgs
<b>Shipping Weight</b>	1.10 lbs / 0.5 kgs



## PRODUCT DIMENSIONS



Print date: 2026-06-23

© 2026 J.W. Speaker Corporation • Germantown, WI U.S.A.  
[www.jwspeaker.com](http://www.jwspeaker.com) • [speaker@jwspeaker.com](mailto:speaker@jwspeaker.com) • 262.251.6660

**J.W. SPEAKER**  
 Engineered. Lighting. Solutions.

# Warehouse LED Work Light - Model 710

## ELECTRICAL SPECIFICATIONS

---

<b>Input Voltage</b>	12-110V DC
<b>Operating Voltage</b>	9-110V DC
<b>Transient Spike Protection</b>	330V Peak @ 1 HZ-100 Pulses
<b>Current Draw</b>	1.59A @ 12V DC .74A @ 24V DC 0.34A @ 60V DC 0.23A @ 110V DC

## REGULATORY STANDARDS COMPLIANCE

---



Buy America Standards	CISPR 12
Eco Friendly	IEC IP67
SAE J1113-13	SAE J1113-21
SAE J1113-4	UL Recognized

---

**Print date: 2026-06-23**


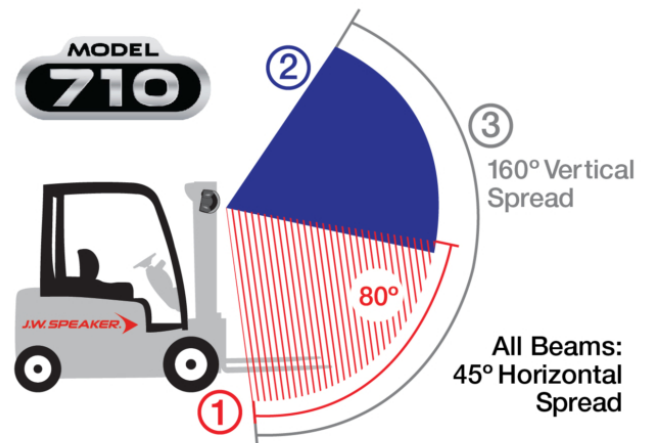
© 2026 J.W. Speaker Corporation • Germantown, WI U.S.A.  
www.jwspeaker.com • speaker@jwspeaker.com • 262.251.6660

**J.W. SPEAKER**   
Engineered. Lighting. Solutions.

# Warehouse LED Work Light - Model 710

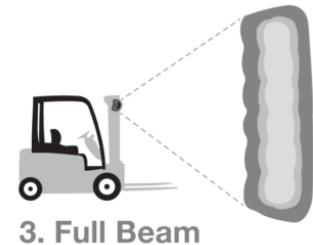
## PHOTOMETRIC SPECIFICATIONS

<b>Raw Lumen Output</b>	2,000
<b>Effective Lumen Output</b>	1,600
<b>Beam Pattern(s)</b>	Forward Lighting - Flood (Vertical)



At 3m on Full Beam:

Max Lux: 116  
Pattern Shape:  
2.8m x 22.4m



## APPLICATIONS



Print date: 2026-06-23

© 2026 J.W. Speaker Corporation • Germantown, WI U.S.A.  
www.jwspeaker.com • speaker@jwspeaker.com • 262.251.6660

**J.W. SPEAKER**  
Engineered. Lighting. Solutions.

# Warehouse LED Work Light - Model 710

## PRODUCT WARNINGS

---

For California residents:

⚠ **WARNING:** Cancer and reproductive harm - [www.P65Warnings.ca.gov](http://www.P65Warnings.ca.gov).

⚠ **AVERTISSEMENT:** Cancer et effet nocif sur la reproduction - [www.P65Warnings.ca.gov](http://www.P65Warnings.ca.gov).

## ACCESSORIES

---



**Part Number**

**8200501**

Mounting Kit For Model  
710 Work Light

## RELATED PRODUCTS

---



**Part Number**

**1000101**

12-110V LED 3- Pin  
Warehouse Work Light  
with Vertical Flood  
Beam Pattern

---

**Print date: 2026-06-23**

© 2026 J.W. Speaker Corporation • Germantown, WI U.S.A.  
[www.jwspeaker.com](http://www.jwspeaker.com) • [speaker@jwspeaker.com](mailto:speaker@jwspeaker.com) • 262.251.6660

**J.W. SPEAKER**   
*Engineered. Lighting. Solutions.*