

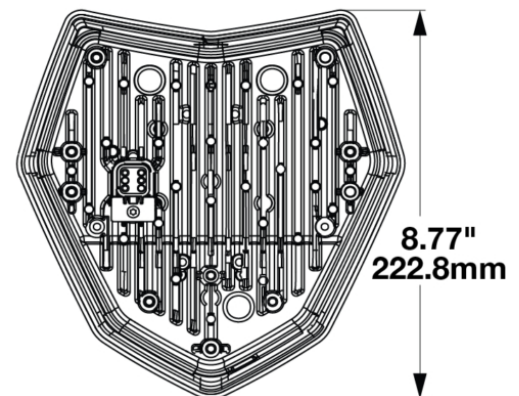
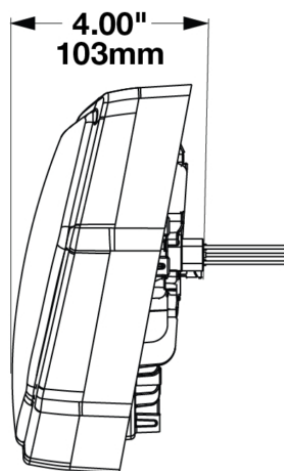
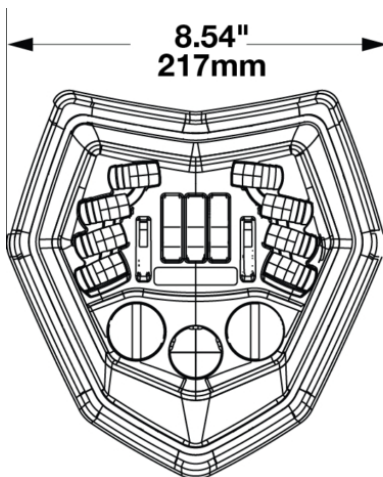
Adaptive LED Headlights - Model 8693

PRODUCT INFORMATION

Description	12V DOT/ECE LED High & Low Beam Adaptive Headlight with Black Inner Bezel
Height	223.00 mm / 8.78 in
Width	217.00 mm / 8.54 in
Depth	103.00 mm / 4.06 in
Shape	Stylized
Outer Lens Material	Hardcoated Polycarbonate
Outer Lens Color	Clear
Housing Material	Die-Cast Aluminum
Housing Color	Black
Bezel Color	Black
Minimum Operating Temperature	-40 °C / -40 °F
Maximum Operating Temperature	65 °C / 149 °F
Connector or Wiring	Integral Connector
Mating Connector	Deutsch DT06-6S
Product Weight	3.00 lbs / 1.36 kgs
Shipping Weight	3.59 lbs / 1.63 kgs



PRODUCT DIMENSIONS



Print date: 2026-02-22

© 2026 J.W. Speaker Corporation • Germantown, WI U.S.A.
www.jwspeaker.com • speaker@jwspeaker.com • 262.251.6660

J.W. SPEAKER®
Engineered. Lighting. Solutions.

Adaptive LED Headlights - Model 8693

ELECTRICAL SPECIFICATIONS

Input Voltage	13.5V DC
Operating Voltage	9-16V DC
Yellow Wire	Low Beam
White Wire	High Beam
Red Wire	Front Position
Blue Wire	DRL
Black Wire	Ground
Current Draw	2.60A @ 13.5V DC (Low Beam) 2.80A @ 13.5V DC (High Beam) 0.90A @ 13.5V DC (Front Position) 2.60A @ 13.5V DC (DRL) 3.70A @ 13.5V DC (Low Beam at Full Lean) 4.60A @ 13.5V DC (High Beam at Full Lean)

REGULATORY STANDARDS COMPLIANCE



ECE Reg 10
ECE Reg 148 - RL
ECE Reg 149 - WR-DS



ECE Reg 148 - MA
ECE Reg 149 - WC-DS
FMVSS 108 s10.1 (Table XX)

Print date: 2026-02-22

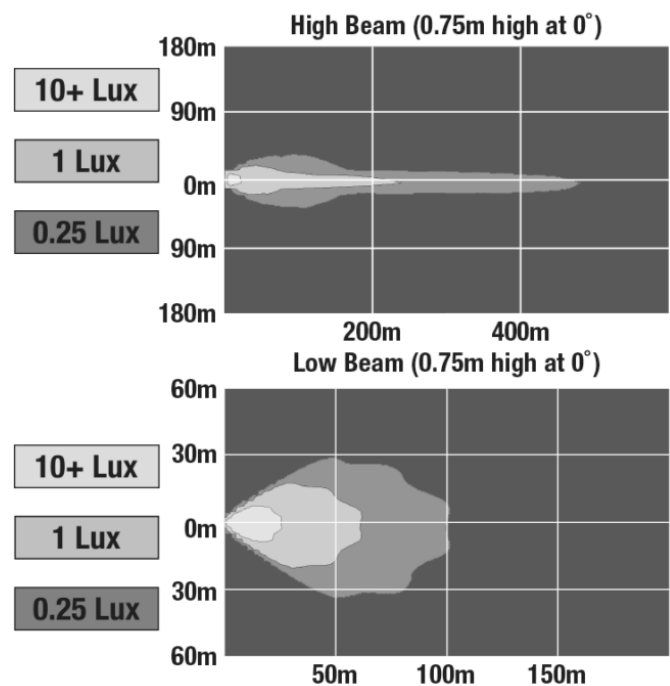
© 2026 J.W. Speaker Corporation • Germantown, WI U.S.A.
www.jwspeaker.com • speaker@jwspeaker.com • 262.251.6660

J.W. SPEAKER®
Engineered. Lighting. Solutions.

Adaptive LED Headlights - Model 8693

PHOTOMETRIC SPECIFICATIONS

Raw Lumen Output	3,360 (High Beam); 2,240 (Low Beam)
Effective Lumen Output	1,260 (High Beam); 870 (Low Beam)
Candela Output	51,000 (High Beam); 10,000 (Low Beam)
Nominal LED Color Temperature	4500 K
Beam Pattern(s)	Forward Lighting - Daytime Running Light Forward Lighting - High Beam (DOT/ECE) Forward Lighting - Low Beam (DOT/ECE) Signalization - Front Position



APPLICATIONS



PRODUCT WARNINGS

For California residents:

⚠ **WARNING:** Cancer and reproductive harm - www.P65Warnings.ca.gov.

⚠ **AVERTISSEMENT:** Cancer et effet nocif sur la reproduction - www.P65Warnings.ca.gov.

Print date: 2026-02-22

© 2026 J.W. Speaker Corporation • Germantown, WI U.S.A.
www.jwspeaker.com • speaker@jwspeaker.com • 262.251.6660

J.W. SPEAKER®
 Engineered. Lighting. Solutions.

Adaptive LED Headlights - Model 8693

RELATED PRODUCTS



Part Number
0561843

12V DOT LED Adaptive
Headlight and Honda
Grom Gen 2 (2016
-2021) Fitment Kit



Part Number
0561903

12V DOT LED Adaptive
Headlight and Ducati
Monster 796
(2011-2014) & 696
(2009-2014) Fitment
Kit



Part Number
0561923

12V DOT LED Adaptive
Headlight and Yamaha
FZ-07 (2014-2017)
Fitment Kit