

90mm LED Headlight - Model 93

PRODUCT INFORMATION

Description	12-24V ECE LHT LED 5-in-1 Headlight
Height	90.00 mm / 3.54 in
Width	90.00 mm / 3.54 in
Depth	126.04 mm / 4.96 in
Shape	Round
Outer Lens Material	Polycarbonate
Outer Lens Color	Clear
Housing Material	Aluminum
Housing Color	Black
Bezel Color	N/A
Minimum Operating Temperature	-40 °C / -40 °F
Maximum Operating Temperature	65 °C / 149 °F
Mating Connector	Deutsch DT06-6S
Product Weight	1.18 lbs / 0.54 kgs
Shipping Weight	1.34 lbs / 0.61 kgs



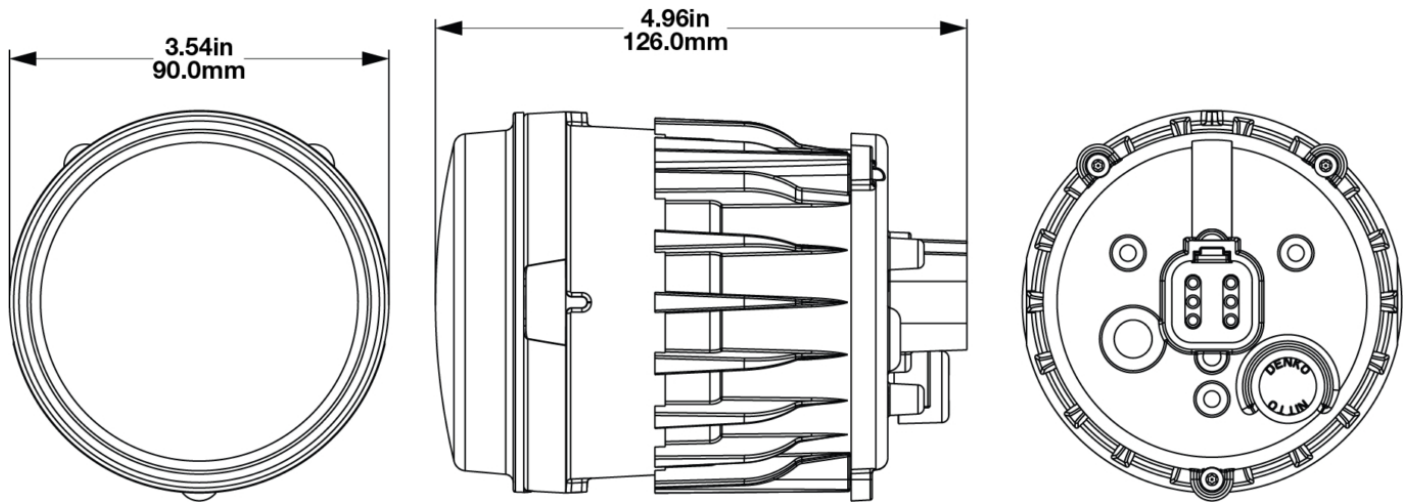
Print date: 2026-05-29

© 2026 J.W. Speaker Corporation • Germantown, WI U.S.A.
www.jwspeaker.com • speaker@jwspeaker.com • 262.251.6660

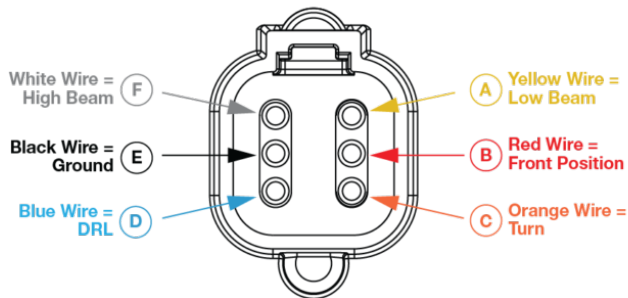
J.W. SPEAKER 
Engineered. Lighting. Solutions.

90mm LED Headlight - Model 93

PRODUCT DIMENSIONS



Pin Out Diagram & Wiring Information



Print date: 2026-05-29

© 2026 J.W. Speaker Corporation • Germantown, WI U.S.A.
www.jwspeaker.com • speaker@jwspeaker.com • 262.251.6660

90mm LED Headlight - Model 93

ELECTRICAL SPECIFICATIONS

Input Voltage	12-24V DC
Operating Voltage	9-30V DC
Transient Spike Protection	150V Peak @ 1 HZ-100 Pulses
Yellow Wire	Low Beam
Red Wire	Front Position
Orange Wire	DI
Blue Wire	DRL
Black Wire	Ground
White Wire	High Beam
Current Draw	1.13A @ 12V DC (Low Beam) 1.45A @ 12V DC (High Beam) 0.111A @ 12V DC (Front Position) 1.00A @ 12V DC (DRL) 1.00A @ 12V DC (DI) 0.575A @ 24V DC (Low Beam) 0.737A @ 24V DC (High Beam) 0.070A @ 24V DC (Front Position) 0.511A @ 24V DC (DRL) 0.472A @ 24V DC (DI)

REGULATORY STANDARDS COMPLIANCE



Buy America Standards	ECE Reg 10
ECE Reg 148 - 1b	ECE Reg 148 - A
ECE Reg 148 - RL	ECE Reg 149 - HC
ECE Reg 149 - R	Eco Friendly
IEC IP67	IEC IP69K

Print date: 2026-05-29


© 2026 J.W. Speaker Corporation • Germantown, WI U.S.A.
www.jwspeaker.com • speaker@jwspeaker.com • 262.251.6660

J.W. SPEAKER
Engineered. Lighting. Solutions.

90mm LED Headlight - Model 93

PHOTOMETRIC SPECIFICATIONS

Raw Lumen Output	2650(High Beam), 1750(Low Beam)
Effective Lumen Output	790(High Beam), 650(Low Beam)
Candela Output	44,000(High Beam), 23,000(Low Beam)
Nominal LED Color Temperature	5665 K
Beam Pattern(s)	Forward Lighting - Daytime Running Light Forward Lighting - High Beam (ECE) Forward Lighting - Low Beam (ECE Left Hand) Signalization - Front Position Signalization - Turn (Front)



APPLICATIONS



Print date: 2026-05-29

© 2026 J.W. Speaker Corporation • Germantown, WI U.S.A.
www.jwspeaker.com • speaker@jwspeaker.com • 262.251.6660

90mm LED Headlight - Model 93

ADDITIONAL INFORMATION

3-point Mount for 1.5mm Mounting Frame is applicable for

- PN 0554381
- PN 0553071
- PN 0553091
- PN 0553101
- PN 0553081
- PN 0556701
- PN 0347941

3-point Mount for 3mm Mounting Frame is applicable for

- All Model 93 Lighting Options

LAMP IS NOT SUPPLIED WITH A HARNES

PRODUCT WARNINGS

For California residents:

⚠ **WARNING:** Cancer and reproductive harm - www.P65Warnings.ca.gov.

⚠ **AVERTISSEMENT:** Cancer et effet nocif sur la reproduction - www.P65Warnings.ca.gov.

Print date: 2026-05-29

© 2026 J.W. Speaker Corporation • Germantown, WI U.S.A.
www.jwspeaker.com • speaker@jwspeaker.com • 262.251.6660

90mm LED Headlight - Model 93

ACCESSORIES



Part Number
3271981
5 Function Wire
Assembly for Model 93



Part Number
3272001
SAE/DOT Motorcycle
Wire Assembly without
DI/DRL for Model 93



Part Number
3272011
ECE Motorcycle Wire
Assembly without DI
for Model 93



Part Number
8001461
90mm Light 3-Point
Mount for 1.5mm
Mounting Frame



Part Number
8001471
90mm Light 3-Point
Mount for 3mm
Mounting Frame



Part Number
8001601
Pedestal Mounting
Bracket for Model 93
Single Lamp



Part Number
8001621
Pedestal Mounting
Bracket for Model 93
Double Lamp



Part Number
8201021
90mm 3-Point Lock
Mount for 3mm
Mounting Frame

90mm LED Headlight - Model 93

RELATED PRODUCTS



Part Number
0347941
12-24V SAE/ECE LED
Turn Signal with DRL
Function



Part Number
0530091
12-24V DOT/ECE RHT
LED High & Low Beam
Headlight with Front
Position



Part Number
0530101
12-24V ECE LHT LED
High & Low Beam
Headlight with Front
Position



Part Number
0530321
12-24V SAE/ECE LED
High & Low Beam with
Front Position and DRL
Function



Part Number
0553071
12-24V DOT/ECE LED
High Beam Headlight



Part Number
0553081
12-24V DOT/ECE
Symmetric LED Low
Beam Headlight



Part Number
0553091
12-24V ECE LHT LED
Low Beam Headlight



Part Number
0553101
12-24V DOT/ECE RHT
LED Low Beam
Headlight