

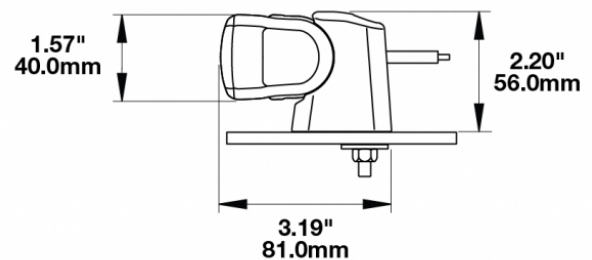
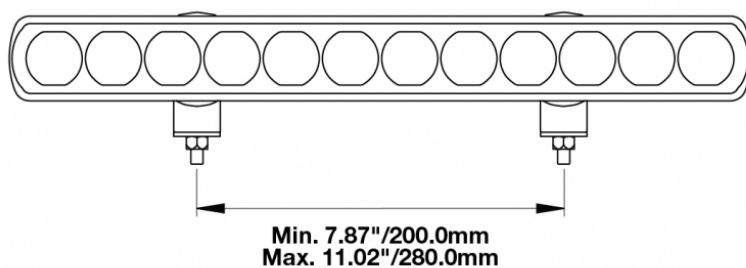
LED Light Bars - Model TS1000

PRODUCT INFORMATION

Description	12-24V LED 14" Light Bar with High Beam
Height	40.00 mm / 1.57 in
Width	350.00 mm / 13.78 in
Depth	54.00 mm / 2.13 in
Shape	Rectangular
Outer Lens Material	Polycarbonate
Outer Lens Color	Clear
Housing Material	TC PA6
Housing Color	Black
Mounting Hardware Description	(x2) M6-1 x Adjustable snap brackets
Connector or Wiring	Bare Leads, 2.5m Jacketed Cable
Product Weight	1.25 lbs / 0.57 kgs
Shipping Weight	1.67 lbs / 0.76 kgs
Additional Information	Light bars come with standard C bracket for fixed aiming. Additional Bracket Kits are available for adjustable aiming.



PRODUCT DIMENSIONS



Print date: 2017-05-24

© 2017 J.W. Speaker Corporation • Germantown, WI U.S.A.
www.jwspeaker.com • speaker@jwspeaker.com • 262.251.6660

J.W. SPEAKER
Engineered. Lighting. Solutions.

LED Light Bars - Model TS1000

ELECTRICAL SPECIFICATIONS

Input Voltage	12-24V DC
Operating Voltage	9-33V DC
Red Wire	High Beam
Black Wire	Ground
Current Draw	2.08A @ 12V DC

REGULATORY STANDARDS COMPLIANCE



ECE Reg 10

IEC IP67

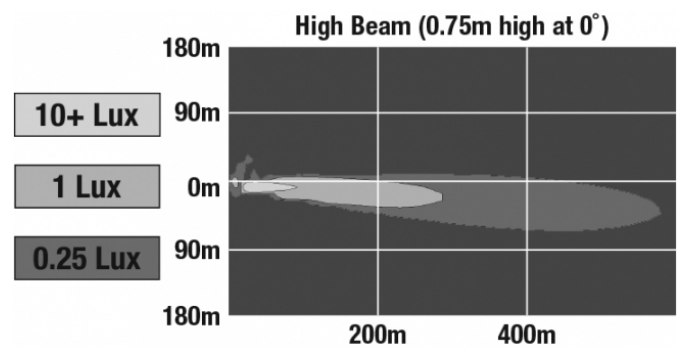
Tested to ECE Reg. 10
(Radiated Emissions only)

ECE Reg 112

IEC IP69K

PHOTOMETRIC SPECIFICATIONS

Effective Lumen Output	1,500
Candela Output	96,000
Nominal LED Color Temperature	5500 K
Beam Pattern(s)	Forward Lighting - High Beam (ECE)



Print date: 2017-05-24

© 2017 J.W. Speaker Corporation • Germantown, WI U.S.A.
www.jwspeaker.com • speaker@jwspeaker.com • 262.251.6660

LED Light Bars - Model TS1000

APPLICATIONS



Agriculture



Construction



Industrial



Mining



Off-Road 4x4



Power Sports



Railroad



Specialty



Truck & Bus

ACCESSORIES



Part Number
8200271

Single End Bracket Kit
for Model TS1000 Light
Bars



Part Number
8200281

Double End Bracket Kit
for Model TS1000 Light
Bars



Part Number
8200291

Replacement End
Bracket for Model
TS1000 Light Bars



Part Number
8200301

Replacement C Bracket
for Model TS1000 Light
Bars

RELATED PRODUCTS



Part Number
0552891

12-24V LED 14" Light
Bar with Pencil Beam



Part Number
0552901

12-24V LED 14" Light
Bar with Wide Flood
Beam



Part Number
0552911

12-24V LED 14" Light
Bar with Flood Beam

Print date: 2017-05-24

© 2017 J.W. Speaker Corporation • Germantown, WI U.S.A.
www.jwspeaker.com • speaker@jwspeaker.com • 262.251.6660