

Motorcycle LED Headlights - Model 8692

PRODUCT INFORMATION

Description	12V DOT/ECE LED High & Low Beam Headlight w Chrome Inner Bezel - Pre-assembled 2 Light Kit
Height	143.00 mm / 5.63 in
Width	143.00 mm / 5.63 in
Depth	82.50 mm / 3.25 in
Shape	Round
Outer Lens Material	Polycarbonate
Outer Lens Color	Clear
Bezel Color	Chrome
Mounting Hardware Description	(x1) Stainless steel brackets and bolts
Retrofits	HD Road Glide (2014 and older)
Minimum Operating Temperature	-40 °C / -40 °F
Maximum Operating Temperature	65 °C / 149 °F
Connector or Wiring	H4
Mating Connector	H4, AMP#172615-2
Product Weight	5.00 lbs / 2.27 kgs
Shipping Weight	6.45 lbs / 2.93 kgs



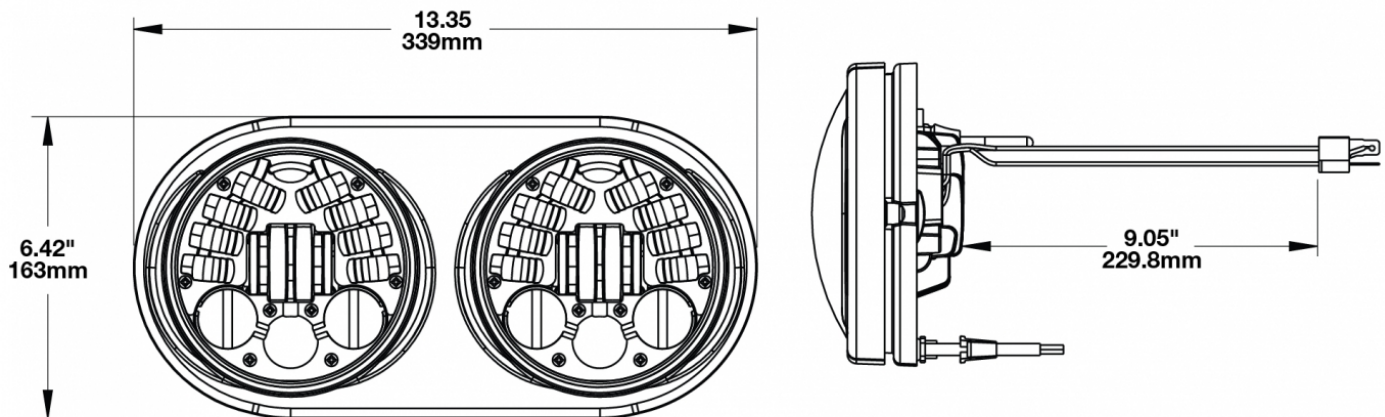
Print date: 2018-04-20

© 2018 J.W. Speaker Corporation • Germantown, WI U.S.A.
www.jwspeaker.com • speaker@jwspeaker.com • 262.251.6660

J.W. SPEAKER®
 Engineered. Lighting. Solutions.

Motorcycle LED Headlights - Model 8692

PRODUCT DIMENSIONS



ELECTRICAL SPECIFICATIONS

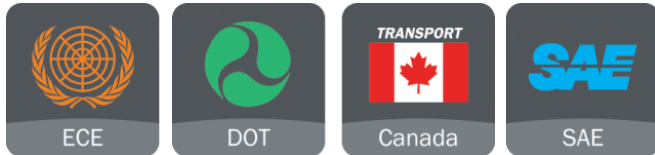
Input Voltage	12V DC
Operating Voltage	9-16V DC
Black Wire	Ground
White Wire	High Beam
Yellow Wire	Low Beam
Red Wire	Front Position
Current Draw	3.80A @ 12V DC (Low)
	6.40A @ 12V DC (High)
	0.42A @ 12V DC (Front Position)
	8.40A @ 21V DC (Low Beam at Full Lean)

Print date: 2018-04-20

© 2018 J.W. Speaker Corporation • Germantown, WI U.S.A.
 www.jwspeaker.com • speaker@jwspeaker.com • 262.251.6660

Motorcycle LED Headlights - Model 8692

REGULATORY STANDARDS COMPLIANCE



ECE Reg 113

FMVSS 108 Table XX

SAE J575

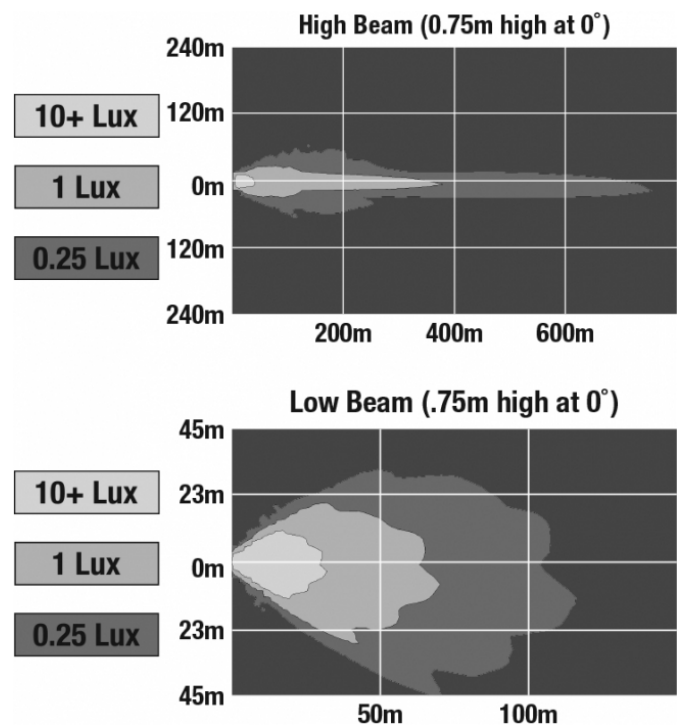
ECE Reg 50

IEC IP67

SAE J584

PHOTOMETRIC SPECIFICATIONS

Raw Lumen Output	7,020 (High Beam); 4,240 (Low Beam)
Effective Lumen Output	3,200 (High Beam); 2,040 (Low Beam)
Nominal LED Color Temperature	5000 K
Beam Pattern(s)	Forward Lighting - High Beam (DOT/ECE) Forward Lighting - Low Beam (DOT/ECE) Signalization - Front Position



Print date: 2018-04-20

© 2018 J.W. Speaker Corporation • Germantown, WI U.S.A.
www.jwspeaker.com • speaker@jwspeaker.com • 262.251.6660

Motorcycle LED Headlights - Model 8692

APPLICATIONS



INSTALLATION & APPLICATION INFORMATION

The headlights are designed to operate in a 2 lamp array. It requires 2 lamps to meet the legal requirements for both the high and low beams.

Headlight must be securely mounted and properly aimed such that the beam pattern cut off line complies with all applicable regulations. If you are not familiar with the legal requirements for aiming your headlights, please see a professional service provider. We recommend that headlights are aimed with a headlight aiming system for proper alignment.

ADDITIONAL INFORMATION

Note about Front Position: The front position light is a requirement outside the United States. **If your bike is operated in the United States you do NOT need to connect this wire (red)** unless your bike is equipped with a front position light.

ACCESSORIES



Part Number

0553951

12V DOT/ECE LED High
& Low Beam Headlight
w Black Inner Bezel -
Pre-assembled 2 Light
Kit

Print date: 2018-04-20

© 2018 J.W. Speaker Corporation • Germantown, WI U.S.A.
www.jwspeaker.com • speaker@jwspeaker.com • 262.251.6660

J.W. SPEAKER®
Engineered. Lighting. Solutions.