

LED Work Light - Model 881 XD

PRODUCT INFORMATION

Description	12-24V LED Work Light with Flood Beam Pattern
Height	178.82 mm / 7.04 in
Width	91.69 mm / 3.61 in
Depth	47.75 mm / 1.88 in
Shape	Rectangular
Outer Lens Material	Polycarbonate
Outer Lens Color	Clear
Housing Material	Polycarbonate
Housing Color	Black
Mounting Hardware Description	(x1) 5/16"-18 x 1.00" Mounting Bolt
Mounting Type	Universal Pedestal Mount
Minimum Operating Temperature	-40 °C / -40 °F
Maximum Operating Temperature	65 °C / 149 °F
Connector or Wiring	Integrated 2-Pin Deutsch Weather-Proof Socket (DT04-2P)
Mating Connector	2-Pin Deutsch Weather-Proof Plug (DT06-2S)
Product Weight	1.16 lbs / 0.53 kgs



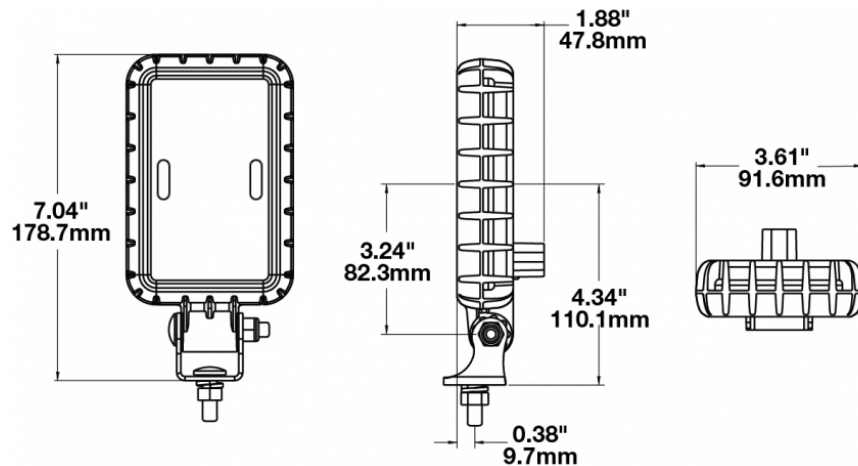
Print date: 2017-05-29

© 2017 J.W. Speaker Corporation • Germantown, WI U.S.A.
 www.jwspeaker.com • speaker@jwspeaker.com • 262.251.6660

J.W. SPEAKER 
 Engineered. Lighting. Solutions.

LED Work Light - Model 881 XD

PRODUCT DIMENSIONS



ELECTRICAL SPECIFICATIONS

Input Voltage	12-24V DC
Operating Voltage	9-32V DC
Transient Spike Protection	330V Peak @ 1 HZ-100 Pulses
Red Wire	Positive
Black Wire	Negative
Current Draw	1.00A @ 12V DC 0.48A @ 24V DC

REGULATORY STANDARDS COMPLIANCE



Buy America Standards
IEC IP69K
Tested to ECE Reg. 10
(Radiated Emissions only)

Eco Friendly
SAE J1455
UL Recognized

Print date: 2017-05-29

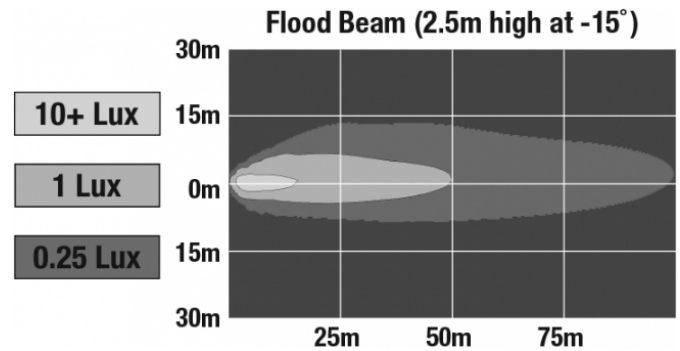
© 2017 J.W. Speaker Corporation • Germantown, WI U.S.A.
www.jwspeaker.com • speaker@jwspeaker.com • 262.251.6660

J.W. SPEAKER
Engineered. Lighting. Solutions.

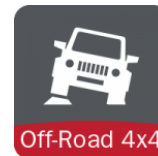
LED Work Light - Model 881 XD

PHOTOMETRIC SPECIFICATIONS

Raw Lumen Output	1,680
Effective Lumen Output	900
Nominal LED Color Temperature	5000 K
Beam Pattern(s)	Forward Lighting - Flood (Standard)



APPLICATIONS



ACCESSORIES



Part Number
820001

Magnet Mount Kit for
XD Series Work Lights

Print date: 2017-05-29

© 2017 J.W. Speaker Corporation • Germantown, WI U.S.A.
www.jwspeaker.com • speaker@jwspeaker.com • 262.251.6660

LED Work Light - Model 881 XD

RELATED PRODUCTS



Part Number
1603271

12-24V LED Work Light
with Spot Beam
Pattern



Part Number
1603281

12-24V LED Work Light
with Trapezoid Beam
Pattern