

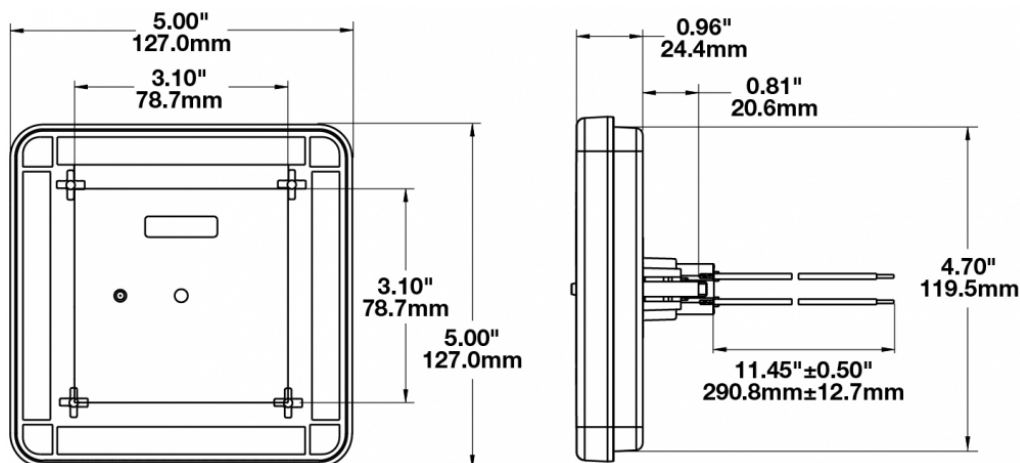
# LED Signal Lights - Model 224

## PRODUCT INFORMATION

<b>Description</b>	12-24V LED Rear Fog Light
<b>Height</b>	127.00 mm / 5 in
<b>Width</b>	127.00 mm / 5 in
<b>Depth</b>	44.96 mm / 1.77 in
<b>Shape</b>	Square
<b>Outer Lens Material</b>	Acrylic
<b>Outer Lens Color</b>	Red
<b>Housing Material</b>	ABS
<b>Housing Color</b>	Black
<b>Mounting Hardware Description</b>	(x2) M6-1 x 25 Mounting Bolts
<b>Mounting Type</b>	Low Profile Mount
<b>Minimum Operating Temperature</b>	-40 °C / -40 °F
<b>Maximum Operating Temperature</b>	65 °C / 149 °F
<b>Mating Connector</b>	4-Pin Deutsch Plug (DT06-4S)
<b>Product Weight</b>	0.46 lbs / 0.21 kgs



## PRODUCT DIMENSIONS



Print date: 2017-10-19

© 2017 J.W. Speaker Corporation • Germantown, WI U.S.A.  
 www.jwspeaker.com • speaker@jwspeaker.com • 262.251.6660

**J.W. SPEAKER**  
 Engineered. Lighting. Solutions.

# LED Signal Lights - Model 224

## ELECTRICAL SPECIFICATIONS

<b>Input Voltage</b>	12-24V DC
<b>Red Wire</b>	Positive
<b>Black Wire</b>	Negative
<b>Current Draw</b>	0.338A @ 12V DC 0.156A @ 24V DC

## REGULATORY STANDARDS COMPLIANCE



ASABE S279  
ECE Reg 38  
IEC IP67

Buy America Standards  
Eco Friendly

## PHOTOMETRIC SPECIFICATIONS

**Beam Pattern(s)**      Signalization - Marker

## APPLICATIONS



**Print date: 2017-10-19**

© 2017 J.W. Speaker Corporation • Germantown, WI U.S.A.  
www.jwspeaker.com • speaker@jwspeaker.com • 262.251.6660

**J.W. SPEAKER®**  
Engineered. Lighting. Solutions.


# LED Signal Lights - Model 224

## RELATED PRODUCTS


---



**Part Number**  
**0342291**  
12-24V ECE/SAE LED  
Turn Signal Light



**Part Number**  
**0342301**  
12-24V ECE/SAE LED  
Stop & Tail Light



**Part Number**  
**0442611**  
12-24V ECE/SAE LED  
Backup Light