


# LED Signal Lights - Model 217

## PRODUCT INFORMATION

---

<b>Description</b>	12-24V ECE LED Turn Signal without 90mm Mounting Assembly Adapter
<b>Height</b>	72.39 mm / 2.85 in
<b>Width</b>	72.39 mm / 2.85 in
<b>Depth</b>	39.62 mm / 1.56 in
<b>Shape</b>	Round
<b>Outer Lens Material</b>	Polycarbonate
<b>Outer Lens Color</b>	Amber
<b>Housing Material</b>	Polycarbonate
<b>Housing Color</b>	Black
<b>Mounting Hardware Description</b>	(x2) #8-1/2" x Screws
<b>Mounting Type</b>	Universal Mount
<b>Minimum Operating Temperature</b>	-40 °C / -40 °F
<b>Maximum Operating Temperature</b>	65 °C / 149 °F
<b>Connector or Wiring</b>	610mm Cable
<b>Shipping Weight</b>	0.23 lbs / 0.1 kgs



---

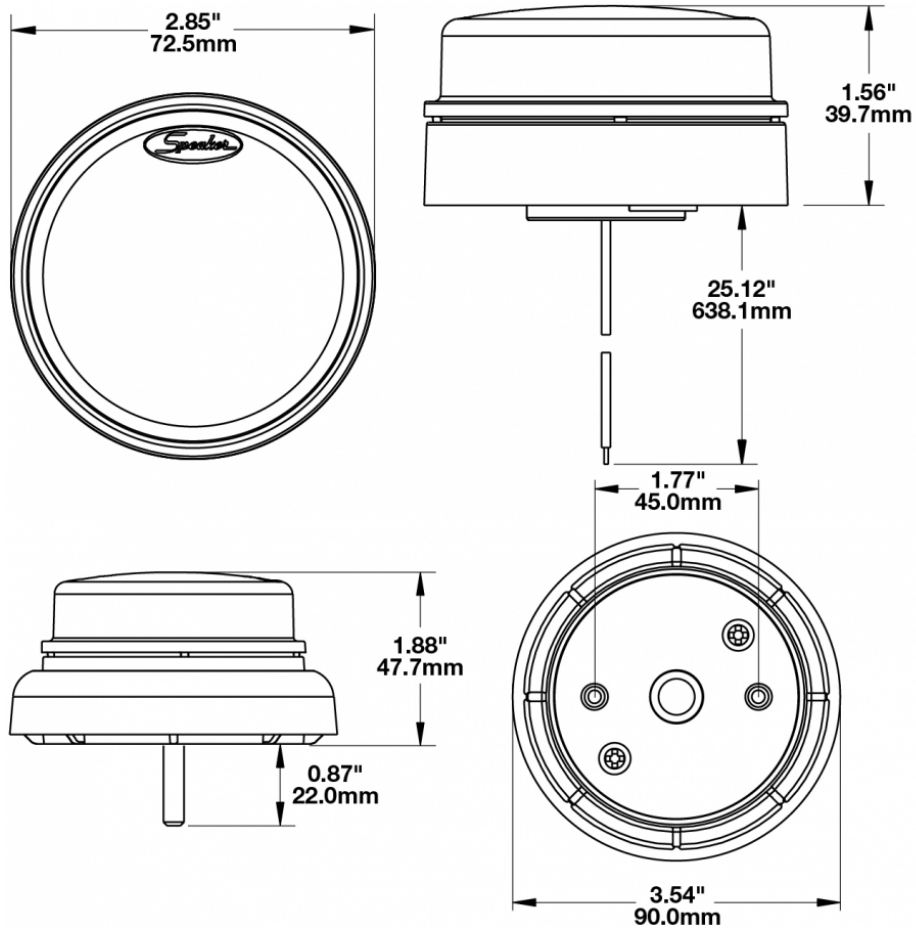
**Print date: 2018-02-21**

© 2018 J.W. Speaker Corporation • Germantown, WI U.S.A.  
www.jwspeaker.com • speaker@jwspeaker.com • 262.251.6660

**J.W. SPEAKER**   
Engineered. Lighting. Solutions.

# LED Signal Lights - Model 217

## PRODUCT DIMENSIONS



## ELECTRICAL SPECIFICATIONS

<b>Input Voltage</b>	12-24V DC
<b>Black Wire</b>	Ground
<b>Red Wire</b>	Turn
<b>Current Draw</b>	0.20A @ 12V DC 0.10A @ 24V DC

Print date: 2018-02-21

© 2018 J.W. Speaker Corporation • Germantown, WI U.S.A.  
www.jwspeaker.com • speaker@jwspeaker.com • 262.251.6660

# LED Signal Lights - Model 217

## REGULATORY STANDARDS COMPLIANCE



Buy America Standards  
Eco Friendly



ECE Reg 6  
IEC IP67

## PHOTOMETRIC SPECIFICATIONS

**Beam Pattern(s)**      Signalization - Turn (Front)  
Signalization - Turn (Rear)

## APPLICATIONS



Print date: 2018-02-21

© 2018 J.W. Speaker Corporation • Germantown, WI U.S.A.  
www.jwspeaker.com • speaker@jwspeaker.com • 262.251.6660



# LED Signal Lights - Model 217

## RELATED PRODUCTS

---




**Part Number  
0345411**  
12-24V ECE LED Stop  
& Tail Light without  
90mm Mounting  
Assembly Adapter



**Part Number  
0345421**  
12-24V ECE LED  
Backup Light without  
90mm Mounting  
Assembly Adapter



**Part Number  
0345451**  
12-24V ECE LED DRL &  
Front Position Light  
without 90mm  
Mounting Assembly  
Adapter



**Part Number  
0345461**  
12-24V ECE LED DRL &  
Front Position Light  
with 90mm Mounting  
Assembly Adapter



**Part Number  
0345521**  
12-24V ECE LED Turn  
Signal with 90mm  
Mounting Assembly  
Adapter