

LED Signal Lights - Model 217

PRODUCT INFORMATION

Description	12-24V ECE LED Backup Light without 90mm Mounting Assembly Adapter
Height	72.39 mm / 2.85 in
Width	72.39 mm / 2.85 in
Depth	39.62 mm / 1.56 in
Shape	Round
Outer Lens Material	Polycarbonate
Outer Lens Color	Clear
Housing Material	Polycarbonate
Housing Color	Black
Mounting Hardware Description	(x2) #8-1/2" x Screws
Mounting Type	Universal Mount
Minimum Operating Temperature	-40 °C / -40 °F
Maximum Operating Temperature	65 °C / 149 °F
Connector or Wiring	610mm Cable
Shipping Weight	0.23 lbs / 0.1 kgs

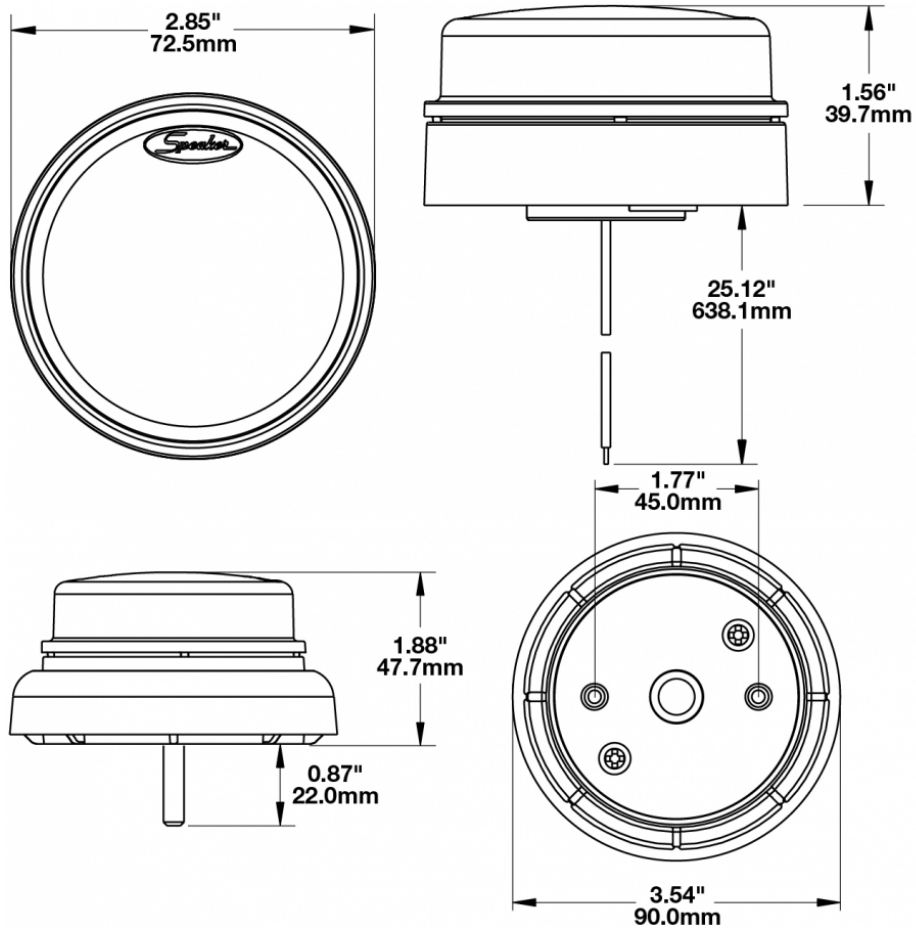


Print date: 2018-04-20

© 2018 J.W. Speaker Corporation • Germantown, WI U.S.A.
www.jwspeaker.com • speaker@jwspeaker.com • 262.251.6660

LED Signal Lights - Model 217

PRODUCT DIMENSIONS



ELECTRICAL SPECIFICATIONS

Input Voltage	12-24V DC
White Wire	Backup
Black Wire	Ground
Current Draw	0.12A @ 12V DC 0.07A @ 24V DC

Print date: 2018-04-20

© 2018 J.W. Speaker Corporation • Germantown, WI U.S.A.
www.jwspeaker.com • speaker@jwspeaker.com • 262.251.6660

LED Signal Lights - Model 217

REGULATORY STANDARDS COMPLIANCE



Buy America Standards
Eco Friendly
IEC IP67

ECE Reg 23
FMVSS 108 Table XII

PHOTOMETRIC SPECIFICATIONS

Nominal LED Color Temperature 5000 K

APPLICATIONS



Print date: 2018-04-20


© 2018 J.W. Speaker Corporation • Germantown, WI U.S.A.
www.jwspeaker.com • speaker@jwspeaker.com • 262.251.6660

LED Signal Lights - Model 217

RELATED PRODUCTS




Part Number
0345411
12-24V ECE LED Stop
& Tail Light without
90mm Mounting
Assembly Adapter



Part Number
0345441
12-24V ECE LED Turn
Signal without 90mm
Mounting Assembly
Adapter



Part Number
0345451
12-24V ECE LED DRL &
Front Position Light
without 90mm
Mounting Assembly
Adapter



Part Number
0345461
12-24V ECE LED DRL &
Front Position Light
with 90mm Mounting
Assembly Adapter



Part Number
0345521
12-24V ECE LED Turn
Signal with 90mm
Mounting Assembly
Adapter