

LED Signal Lights - Model 217

PRODUCT INFORMATION

Description	12-24V ECE LED Stop & Tail Light without 90mm Mounting Assembly Adapter
Height	72.39 mm / 2.85 in
Width	72.39 mm / 2.85 in
Depth	39.62 mm / 1.56 in
Shape	Round
Outer Lens Material	Polycarbonate
Outer Lens Color	Red
Housing Material	Polycarbonate
Housing Color	Black
Mounting Hardware Description	(x2) #8-1/2" x Screws
Mounting Type	Universal Mount
Minimum Operating Temperature	-40 °C / -40 °F
Maximum Operating Temperature	65 °C / 149 °F
Connector or Wiring	610mm Cable
Shipping Weight	0.23 lbs / 0.1 kgs



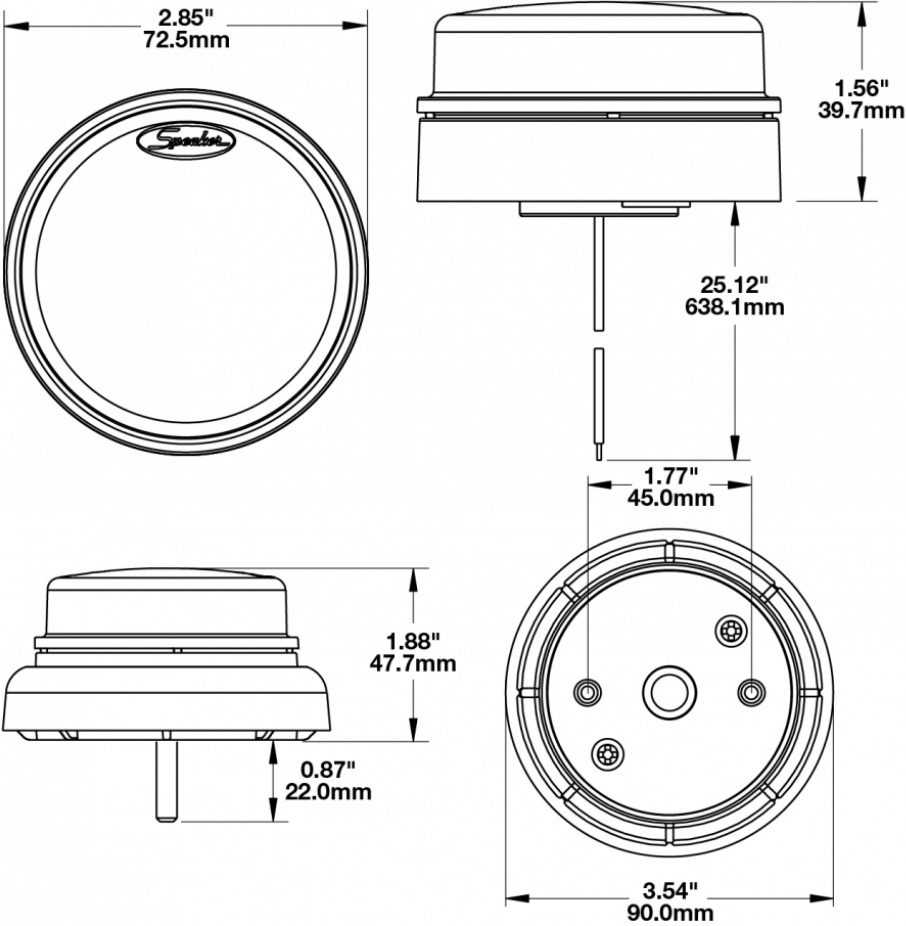
Print date: 2018-04-22

© 2018 J.W. Speaker Corporation • Germantown, WI U.S.A.
www.jwspeaker.com • speaker@jwspeaker.com • 262.251.6660

J.W. SPEAKER 
Engineered. Lighting. Solutions.

LED Signal Lights - Model 217

PRODUCT DIMENSIONS



Print date: 2018-04-22

© 2018 J.W. Speaker Corporation • Germantown, WI U.S.A.
www.jwspeaker.com • speaker@jwspeaker.com • 262.251.6660



LED Signal Lights - Model 217

ELECTRICAL SPECIFICATIONS

Input Voltage	12-24V DC
Black Wire	Ground
Red Wire	Stop
White Wire	Tail
Current Draw	0.10A @ 12V DC (Stop) 0.05A @ 24V DC (Stop) 0.03A @ 12V DC (Tail) 0.02A @ 24V DC (Tail)

REGULATORY STANDARDS COMPLIANCE



Buy America Standards
Eco Friendly

ECE Reg 7
IEC IP67

PHOTOMETRIC SPECIFICATIONS

Beam Pattern(s) Signalization - Stop
 Signalization - Tail

Print date: 2018-04-22

© 2018 J.W. Speaker Corporation • Germantown, WI U.S.A.
www.jwspeaker.com • speaker@jwspeaker.com • 262.251.6660

J.W. SPEAKER 
Engineered. Lighting. Solutions.

LED Signal Lights - Model 217


APPLICATIONS



RELATED PRODUCTS




Part Number
0345421
12-24V ECE LED
Backup Light without
90mm Mounting
Assembly Adapter



Part Number
0345441
12-24V ECE LED Turn
Signal without 90mm
Mounting Assembly
Adapter



Part Number
0345451
12-24V ECE LED DRL &
Front Position Light
without 90mm
Mounting Assembly
Adapter



Part Number
0345461
12-24V ECE LED DRL &
Front Position Light
with 90mm Mounting
Assembly Adapter



Part Number
0345521
12-24V ECE LED Turn
Signal with 90mm
Mounting Assembly
Adapter

Print date: 2018-04-22

© 2018 J.W. Speaker Corporation • Germantown, WI U.S.A.
www.jwspeaker.com • speaker@jwspeaker.com • 262.251.6660