

# Motorcycle LED Headlights - Model 8690

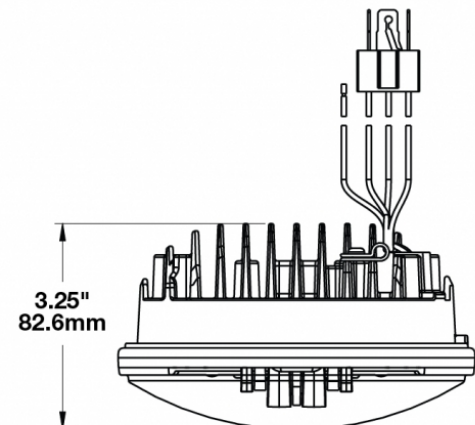
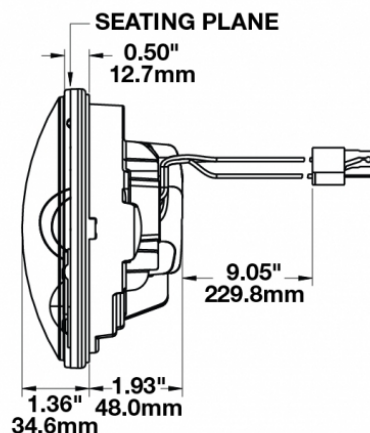
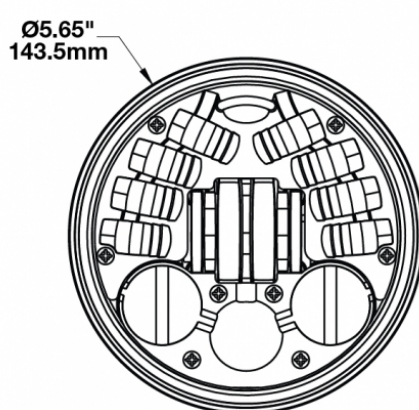
## PRODUCT INFORMATION

<b>Description</b>	12V DOT/ECE LED High & Low Beam Headlight with Black Inner Bezel
<b>Height</b>	143.00 mm / 5.63 in
<b>Width</b>	143.00 mm / 5.63 in
<b>Depth</b>	82.50 mm / 3.25 in
<b>Shape</b>	Round
<b>Outer Lens Material</b>	Polycarbonate
<b>Outer Lens Color</b>	Clear
<b>Bezel Color</b>	Black
<b>Retrofits</b>	Bucket 5 3/4" Round Headlights (PAR46)
<b>Minimum Operating Temperature</b>	-40 °C / -40 °F
<b>Maximum Operating Temperature</b>	65 °C / 149 °F
<b>Connector or Wiring</b>	H4
<b>Mating Connector</b>	H4, AMP#172615-2
<b>Product Weight</b>	1.60 lbs / 0.73 kgs
<b>Shipping Weight</b>	2.47 lbs / 1.12 kgs



**MODEL**  
**8690**

## PRODUCT DIMENSIONS



Print date: 2025-08-27

© 2025 J.W. Speaker Corporation • Germantown, WI U.S.A.  
www.jwspeaker.com • speaker@jwspeaker.com • 262.251.6660

**J.W. SPEAKER®**  
Engineered. Lighting. Solutions.

# Motorcycle LED Headlights - Model 8690

## ELECTRICAL SPECIFICATIONS

---

<b>Input Voltage</b>	12V DC
<b>Operating Voltage</b>	9-16V DC
<b>Black Wire</b>	Ground
<b>White Wire</b>	High Beam
<b>Yellow Wire</b>	Low Beam
<b>Red Wire</b>	Front Position
<b>Current Draw</b>	1.90A @ 12V DC (Low Beam) 3.20A @ 12V DC (High Beam) 0.21A @ 12V DC (Front Position)

## REGULATORY STANDARDS COMPLIANCE

---



Buy America Standards	ECE Reg 113 Class D
ECE Reg 50	Eco Friendly
FMVSS 108 s10.1 (Table XX)	IEC IP67

Print date: 2025-08-27

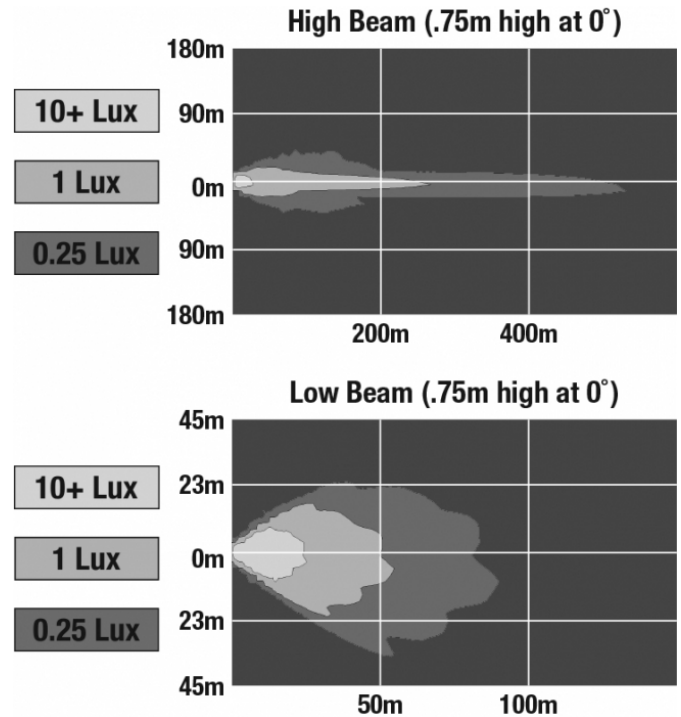
© 2025 J.W. Speaker Corporation • Germantown, WI U.S.A.  
www.jwspeaker.com • speaker@jwspeaker.com • 262.251.6660

**J.W. SPEAKER®**  
*Engineered. Lighting. Solutions.*

# Motorcycle LED Headlights - Model 8690

## PHOTOMETRIC SPECIFICATIONS

<b>Raw Lumen Output</b>	3,520 (High Beam); 2,120 (Low Beam)
<b>Effective Lumen Output</b>	1,600 (High Beam); 1050 (Low Beam)
<b>Candela Output</b>	60,000 (High Beam); 8,300 (Low Beam)
<b>Nominal LED Color Temperature</b>	5000 K
<b>Beam Pattern(s)</b>	Forward Lighting - High Beam (DOT/ECE) Forward Lighting - Low Beam (DOT/ECE) Signalization - Front Position



## APPLICATIONS



## INSTALLATION & APPLICATION INFORMATION

Headlight must be securely mounted and properly aimed such that the beam pattern cut off line complies with all applicable regulations. If you are not familiar with the legal requirements for aiming your headlights, please see a professional service provider. We recommend that headlights are aimed with a headlight aiming system for proper alignment.

Print date: 2025-08-27

© 2025 J.W. Speaker Corporation • Germantown, WI U.S.A.  
www.jwspeaker.com • speaker@jwspeaker.com • 262.251.6660

**J.W. SPEAKER®**  
Engineered. Lighting. Solutions.

# Motorcycle LED Headlights - Model 8690

## ADDITIONAL INFORMATION

---

Note about Front Position: The front position light is a requirement outside the United States. **If your bike is operated in the United States you do NOT need to connect this wire (red)** unless your bike is equipped with a front position light.

## PRODUCT WARNINGS

---

For California residents:

⚠ **WARNING:** Cancer and reproductive harm - [www.P65Warnings.ca.gov](http://www.P65Warnings.ca.gov).

⚠ **AVERTISSEMENT:** Cancer et effet nocif sur la reproduction - [www.P65Warnings.ca.gov](http://www.P65Warnings.ca.gov).

---

Print date: 2025-08-27

© 2025 J.W. Speaker Corporation • Germantown, WI U.S.A.  
www.jwspeaker.com • speaker@jwspeaker.com • 262.251.6660

**J.W. SPEAKER®**  
*Engineered. Lighting. Solutions.*