

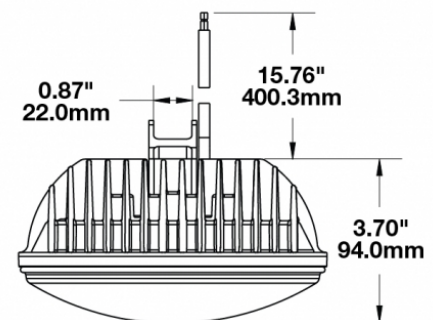
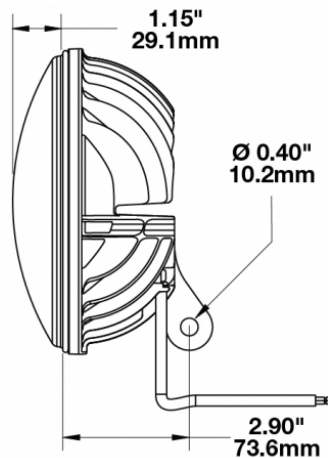
# Motorcycle LED Headlights - Model 8791

## PRODUCT INFORMATION

|                                      |   |
|--------------------------------------|---|
| <b>Description</b>                   | 12V DOT/ECE LED High & Low Beam Headlight with Black Inner Bezel & Pedestal Mount |
| <b>Height</b>                        | 180.00 mm / 7.09 in   |
| <b>Width</b>                         | 180.00 mm / 7.09 in   |
| <b>Depth</b>                         | 94.00 mm / 3.7 in   |
| <b>Shape</b>                         | Round   |
| <b>Outer Lens Material</b>           | Polycarbonate   |
| <b>Outer Lens Color</b>              | Clear   |
| <b>Housing Material</b>              | Die-cast Aluminum   |
| <b>Housing Color</b>                 | Black   |
| <b>Bezel Color</b>                   | Black   |
| <b>Mounting Hardware Description</b> | 0.75" Pedestal  |
| <b>Retrofits</b>                     | Pedestal 7" Round Headlights (PAR56)  |
| <b>Minimum Operating Temperature</b> | -40 °C / -40 °F   |
| <b>Maximum Operating Temperature</b> | 65 °C / 149 °F  |
| <b>Connector or Wiring</b>           | Bare Leads  |



## PRODUCT DIMENSIONS



Print date: 2017-06-25

© 2017 J.W. Speaker Corporation • Germantown, WI U.S.A.  
www.jwspeaker.com • speaker@jwspeaker.com • 262.251.6660

**J.W. SPEAKER**  
Engineered. Lighting. Solutions.

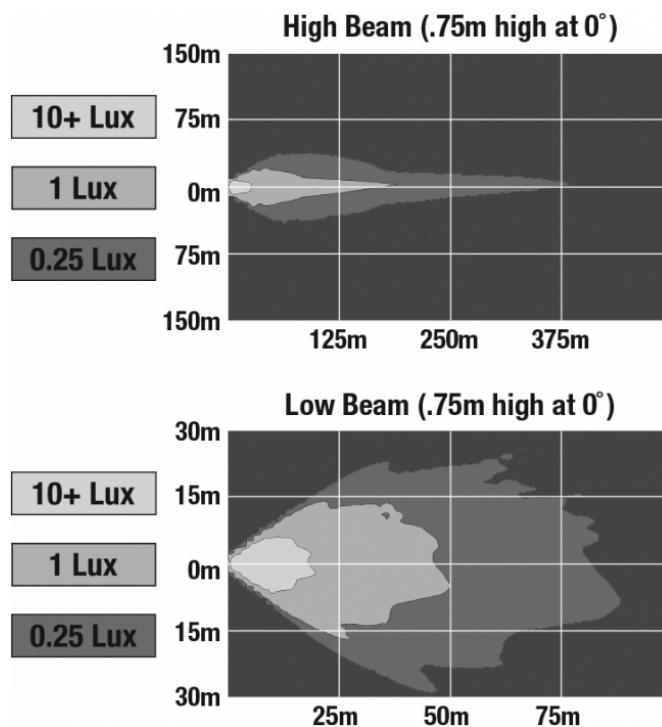
# Motorcycle LED Headlights - Model 8791

## ELECTRICAL SPECIFICATIONS

|                          |  |
|--------------------------|--|
| <b>Input Voltage</b>     | 12V DC   |
| <b>Operating Voltage</b> | 9-16V DC   |
| <b>Black Wire</b>        | Ground   |
| <b>White Wire</b>        | High Beam  |
| <b>Yellow Wire</b>       | Low Beam   |
| <b>Red Wire</b>          | Front Position   |
| <b>Current Draw</b>      | 2.90A @ 13.5V DC (High Beam)<br>1.90A @ 13.5V DC (Low Beam)<br>0.09A @ 13.5V DC (Front Position) |

## PHOTOMETRIC SPECIFICATIONS

|                                      |   |
|--------------------------------------|---|
| <b>Raw Lumen Output</b>              | 2,250 (High Beam); 2025 (Low Beam)  |
| <b>Effective Lumen Output</b>        | 1,150 (High Beam); 850 (Low Beam)   |
| <b>Candela Output</b>                | 48,000 (High Beam); 11,500 (Low Beam)   |
| <b>Nominal LED Color Temperature</b> | 5000 K  |
| <b>Beam Pattern(s)</b>               | Forward Lighting - High Beam (DOT/ECE)<br>Forward Lighting - Low Beam (DOT/ECE) |



Print date: 2017-06-25

© 2017 J.W. Speaker Corporation • Germantown, WI U.S.A.  
www.jwspeaker.com • speaker@jwspeaker.com • 262.251.6660

# Motorcycle LED Headlights - Model 8791

## APPLICATIONS

---



## ADDITIONAL INFORMATION

---

Headlight must be securely mounted and properly aimed such that the beam pattern cut off line complies with all applicable regulations. If you are not familiar with the legal requirements for aiming your headlights, please see a professional service provider. We recommend that headlights are aimed with a headlight aiming system for proper alignment.

Note about Front Position: The front position light is a requirement outside the United States. **If your bike is operated in the United States you do NOT need to connect this wire (red)** unless your bike is equipped with a front position light.

## RELATED PRODUCTS

---



**Part Number**  
**0553451**

12V DOT/ECE LED High  
& Low Beam Headlight  
with Chrome Inner  
Bezel & Pedestal  
Mount

---

**Print date: 2017-06-25**

© 2017 J.W. Speaker Corporation • Germantown, WI U.S.A.  
www.jwspeaker.com • speaker@jwspeaker.com • 262.251.6660

**J.W. SPEAKER**   
Engineered. Lighting. Solutions.